

This document provides you with key investor information about this fund. It is not marketing material. The information is required by law to help you understand the nature and the risks of investing in this fund. You are advised to read it so you can make an informed decision about whether to invest.

## Baillie Gifford Japanese Fund - Class B GBP Accumulation

Accumulation Shares - ISIN GB0006011133

This Fund is a sub-fund of Baillie Gifford Overseas Growth Funds ICVC which is an Investment Company with Variable Capital. Baillie Gifford & Co Limited is the Authorised Corporate Director of the Fund and is wholly owned by Baillie Gifford & Co.

### Objectives and investment policy

#### Objective

- The Fund aims to outperform (after deduction of costs) the TOPIX, as stated in sterling, by at least 1.5% per annum over rolling five-year periods.

#### Policy


- The Fund will invest at least 90% in shares of Japanese companies of any size and in any sector.
- Japanese companies are companies which are listed, incorporated, domiciled or conduct a significant portion of their business in Japan.
- The Fund may also invest in other transferable securities of Japanese companies and money market instruments.
- The Fund will be actively managed.

#### Other Information

- You can sell some or all of your shares on any business day in the United Kingdom by contacting our Dealing Department by phone or post. Where properly completed documentation is received by post, shares will be sold at the next valuation point following receipt of the instruction.
- Income will be re-invested. No further shares will be purchased but the reinvestment will be reflected in the price of your existing accumulation shares. You are, however, deemed to have received the income for tax purposes.
- For further explanation and information see the investment objective and policy section of the Prospectus, which is available by contacting us.
- Recommendation: this Fund may not be appropriate for investors who plan to withdraw their money within five years.

### Risk and reward profile

The Risk and Reward Indicator table demonstrates where the Fund ranks in terms of its potential risk and reward. The higher the rank the greater the potential reward but the greater the risk of losing money. It is based on past data, may change over time and may not be a reliable indication of the future risk profile of the Fund. The shaded area in the table below shows the Fund's ranking on the Risk and Reward Indicator.



- Market conditions can change rapidly and a fund in any rank can lose you your investment. The Fund is classified as above as it invests in company shares.
- The indicator does not take into account the following relevant material risks.
- Over shorter time periods the Fund's share price can be volatile and returns can be much higher or lower than our five-year average target. There is no guarantee this objective will be achieved over any time period.
- In adverse market conditions it may be difficult to sell investments held by the fund in a timely manner and their value may fall significantly. This could affect how much money you receive and even delay the selling of your shares if dealing in the Fund is suspended.
- Custody of assets involves a risk of loss if a custodian becomes insolvent or breaches duties of care.
- You could lose your investment due to global factors like natural disasters, pandemics, or through developments such as military conflict, or changes in government policies.
- Where possible, charges are taken from income. If insufficient, the rest will be taken from capital, reducing the capital value of the Fund.
- For a more detailed explanation of the risks, please see the "Risk Warnings" section of the prospectus.

## Charges

The charges you pay are used to pay the costs of running the Fund, including the costs of marketing and distributing it. These charges reduce the potential growth of your investment.

### One-off charges taken before or after you invest

Entry charge	0.00%
Exit charge	0.00%

This is the maximum that might be taken out of your money before it is invested / before the proceeds of your investment are paid out.

### Charges taken from the fund over a year

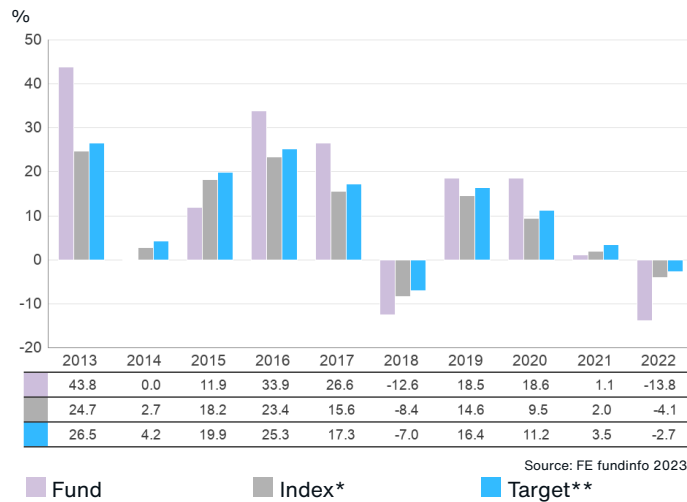
Ongoing charges	0.62%
-----------------	-------

### Charges taken from the fund under certain specific conditions

Performance fee	NONE
-----------------	------

- The ongoing charges figure is based on the last year's expenses and may vary from year to year. It excludes the costs of buying or selling assets for the Fund (unless these assets are shares of another fund).
- For the ongoing charges, the figure is at 30/04/2023.
- Portfolio transaction costs, which are not included in the calculation of the ongoing charges figure but are incurred by the Fund when buying or selling investments, may have an impact on performance and are paid from the assets of the Fund.
- The Fund's annual report for each financial year will include detail on the exact charges made.
- You can find further details about the charges in Part 5 of the Prospectus.

## Past performance



- You should be aware that past performance is not a guide to future performance.
- Fund launch date: 08/10/1984.
- Share/unit class launch date: 02/08/1999.
- Performance is calculated in GBP.
- Performance reflects the annual charge but excludes any initial charge paid.
- Performance figures are to 31 December each year.
- The Fund does not track the index.
- Source: FE and the relevant underlying index provider(s). For our legal notices and disclosures please visit [www.bailliegifford.com/disclaimers](http://www.bailliegifford.com/disclaimers).

- \*Index - TOPIX
- \*\*Target - TOPIX +1.5%

## Practical information

- The Fund's Depositary is NatWest Trustee & Depositary Services Limited.
- This document describes only one share class and other share classes are available. Further information on the Fund, the Prospectus and the latest annual and interim reports are available from Baillie Gifford or by visiting the website at [www.bailliegifford.com](http://www.bailliegifford.com). The remuneration policy, which includes details of (a) how remuneration and benefits are calculated and (b) the committee responsible for approving all remuneration policies within the firm, is also at the website address noted. All such documents are available in English, on paper and are free of charge on request.
- This Key Investor Information Document describes the Baillie Gifford Japanese Fund only. The Prospectus and the annual and interim reports and accounts are prepared for the whole ICVC.
- The Baillie Gifford Japanese Fund is a sub-fund of Baillie Gifford Overseas Growth Funds ICVC. The assets of the Fund are segregated from other sub-funds in the ICVC. This means that the assets of one sub-fund should not be used to meet the liabilities of another sub-fund.
- You can also find other information, including the Fund's latest prices, on our website.
- Tax laws in the United Kingdom may have an impact on your own tax position.
- You may at any time switch all or some of your shares in the Fund for shares in any fund of any of the Baillie Gifford ICVC(s).
- Baillie Gifford & Co Limited may be held liable solely on the basis of any statement contained in this document that is misleading, inaccurate or inconsistent with the relevant parts of the Prospectus for the Fund.
- To contact us please call Client Relations on 0800 917 2113, visit our website at [www.bailliegifford.com](http://www.bailliegifford.com) or email us at [trustenquiries@bailliegifford.com](mailto:trustenquiries@bailliegifford.com).
- Your call may be recorded for training or monitoring purposes.



## Key Investor Information

This document provides you with key investor information about this fund. It is not marketing material. The information is required by law to help you understand the nature and the risks of investing in this fund. You are advised to read it so you can make an informed decision about whether to invest.

# Global Focused Growth Equity Fund

**a sub-fund of T. Rowe Price Funds OEIC**  
**Class C Acc (ISIN: GB00BD446774)**

Authorised Corporate Director: T. Rowe Price UK Limited

## Objectives and Investment Policy

**Objective** To increase the value of its shares through growth in the value of its investments.

**Portfolio securities** The fund is actively managed and invests mainly in a diversified portfolio of shares which, in the opinion of the investment manager, have the potential for above average and sustainable rates of earnings growth. The companies may be anywhere in the world, including emerging markets. The fund may use derivatives for hedging and efficient portfolio management.

**Investment process** The investment manager's approach is to:

- Identify "best ideas" by assessing companies in a global sector context, using a bottom-up approach to create a focused portfolio of typically 60-80 holdings.
- Utilise a proprietary global research platform using fundamental analysis to identify companies with superior and sustainable growth prospects, and improving fundamentals.
- Integrate macroeconomic and local market factors in stock selection decisions.
- Measure valuation appeal against the local market and broad sector opportunity set.
- Invest in a broad range of stocks across all capitalizations, incorporating developed and emerging markets.
- Assess environmental, social and governance ("ESG") factors to identify those considered most likely to have a material impact on the performance of the holdings or potential holdings in the fund's portfolio.

**Designed for** Investors who typically plan to invest for five years or more.

**Fund reference currency** GBP

**Primary Benchmark** MSCI All Country World Index Net

**Secondary Benchmark** MSCI All Country World Growth Index Net

**Benchmark Use** Investors may use these benchmarks to compare the fund's performance. The primary benchmark has been selected because it is similar to the investment universe used by the investment manager and therefore acts as an appropriate comparator overall. The secondary benchmark has been selected to reflect the growth style of the fund and investors may use it as additional information to compare the fund's performance.

The investment manager is not constrained by any country, sector and/or individual security weightings relative to the benchmarks and has complete freedom to invest in securities that do not form part of the benchmarks.


### Other Information:

*Income generated by the fund is reinvested and included in the value of its shares.*

*Orders to buy, switch and redeem shares are ordinarily processed any day that is a full bank business day in England and Wales except on days when markets, in which a substantial amount of the portfolio is traded, are closed or the day before. Please consult the following link <https://www.troweprice.com/literature/public/country/gb/language/en/literature-type/trading-calendar/sub-type/oeic>, for dealing calendar and any applicable exceptions.*

*Orders received and accepted by 12:00 noon on a business day will generally be processed that day.*

## Risk and Reward Profile



1	2	3	4	5	6	7
---	---	---	---	---	---	---

The value of an investment in the fund can go up and down. When you sell your shares, they may be worth less than what you paid for them. If your currency as an investor is different from the subscription currency of the fund, changes in currency exchange rates could reduce any investment gains or increase any investment losses.

The risk/reward rating above is based on medium-term volatility (actual or estimated variations in the fund's share price over five years) but is not a reliable indicator of future risk reward profile.

The lowest category does not mean a risk-free investment.

The fund is in the category shown because it invests in a segment of the market where volatility is moderately high.

The fund's risk level reflects the following:

- As a class, stocks carry higher risks than money market securities and bonds.

### MAIN RISKS TYPICALLY ASSOCIATED WITH ORDINARY MARKET CONDITIONS

The fund's main risks are at least partially reflected in the risk/reward number. The most important of these risks are:

**Emerging markets** are less established than developed markets and therefore involve higher risks.

**Investment Fund** involves certain risks an investor would not face if investing in markets directly.

**Style risk** may impact performance as different investment styles go in and out of favor depending on market conditions and investor sentiment.

### MAIN RISKS TYPICALLY ASSOCIATED WITH UNUSUAL MARKET CONDITIONS

Unusual market conditions or large unpredictable events can amplify the fund's main risks. They can also trigger other risks, such as:

**Country risk China** Chinese investments may be subject to higher levels of risks such as liquidity, currency, regulatory and legal risks due to the structure of the local market.

**Operational risk** may cause losses as a result of incidents caused by people, systems, and/or processes.

A more detailed description of the risks that apply to the fund is set out in the section "Risk Descriptions" in the prospectus.

## Charges

The charges you pay are used to pay the costs of running the fund, including the costs of marketing and distributing it. These charges reduce the potential growth of your investment.

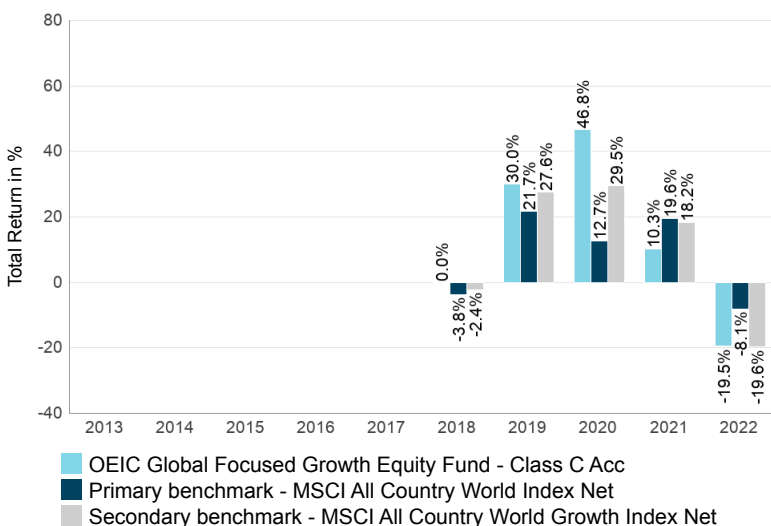
One-off charges taken before or after you invest	
Entry charge	None
Exit charge	None
This is the maximum that might be taken out of your money before it is invested / before the proceeds of your investment are paid out.	
Charges taken from the fund over a year	
Ongoing charges	0.77%
Charges taken from the fund under certain specific conditions	
Performance fee	None

The **entry** and **exit charges** shown are maximum figures. In some cases you may pay less. You can find this out from your distributor or financial adviser.

The **ongoing charges** figure is based on expenses as at 1st September 2023. This figure may vary from year to year. It excludes portfolio transaction costs, except in the case of an entry/exit charge paid by the fund when buying or selling units/shares in another collective investment undertaking.

**For more information about charges, please see the fund's prospectus, which is available at [troweprice.com](https://www.troweprice.com).**

## Past Performance



The past performance indicated is not a reliable indicator of future performance.

The past performance calculation includes all ongoing charges, but excludes any entry charge applied.

The fund and class started to issue shares in 2017.

Past performance has been calculated in GBP.

When a share class is hedged to a different currency, a hedged version of the benchmark (where available) will be used by the Authorised Corporate Director for the performance comparison.

## Practical Information

The fund's depositary is JP Morgan Europe Limited.

Further information about the fund, copies of its prospectus, latest annual report and any subsequent half-yearly report can be obtained, free of charge, from JP Morgan Europe Limited, or at [troweprice.com](https://www.troweprice.com). These documents are available in English and certain other languages (fully detailed on the website).

The latest share prices can be obtained from JP Morgan Europe Limited.

The tax legislation of the UK, the fund's home Member State, may have an impact on the personal tax position of the investor.

T. Rowe Price UK Limited may be held liable solely on the basis of any statement contained in this document that is misleading, inaccurate or inconsistent with the relevant parts of the prospectus for the fund.

Investors in the fund have the right to exchange their shares in the fund for shares in another sub-fund. Information about how to exercise this right is contained in the section of the prospectus entitled "Conversion of Shares".

This document describes a sub-fund of T. Rowe Price Funds OEIC and the prospectus and periodic reports referenced in this document are prepared for the whole of the T. Rowe Price Funds OEIC. The assets and liabilities of each sub-fund are segregated by law, which means that third party creditors have recourse only to the sub-fund having incurred the liability.

Investors can obtain information about the other classes of the fund in the appendix to the prospectus describing this fund.

The details of the up-to-date remuneration policy statement setting out the key remuneration elements, including, but not limited to, a description of how remuneration and benefits are calculated, the identity of persons responsible for awarding the remuneration and benefits, including the composition of the remuneration committee, are available on the website [https://www.troweprice.com/content/dam/trowecorp/Pdfs/TPRUK\\_Remuneration\\_Policy.pdf](https://www.troweprice.com/content/dam/trowecorp/Pdfs/TPRUK_Remuneration_Policy.pdf). A paper copy of this information is available free of charge upon request from the Authorised Corporate Director.

# Key Investor Information



This document provides you with key investor information about this fund. It is not marketing material. The information is required by law to help you understand the nature and the risks of investing in this fund. You are advised to read it so you can make an informed decision about whether to invest.

## TB Amati UK Listed Smaller Companies B Acc

TB Amati UK Listed Smaller Companies Fund, a sub-fund of the TB Amati Investment Funds B Accumulation, ISIN: GB00B2NG4R39  
The Authorised Corporate Director of this Fund is: T. Bailey Fund Services Limited.

### Objectives and investment policy

The Fund aims to provide capital growth over the long term (periods of 5 years or more).

At least 80% of the Fund will typically be invested in shares, equity-related securities or bonds in or issued by UK smaller companies. For these purposes, UK companies are companies incorporated or domiciled in the UK, or companies that are listed, quoted or admitted in the UK. Smaller companies are companies which form the bottom 10% of the UK equity market by market capitalisation.

The Fund may also invest (up to 20%) in shares, equity-related securities or bonds in or issued by companies which are not UK smaller companies, money market instruments, cash or near cash. There may be occasions when the Investment Manager chooses to hold large degrees in these asset classes in order to protect returns in certain market conditions (e.g. severe market downturns).

Up to 10% of the Fund may be invested in collective investment schemes (which may include those managed or operated by the ACD and its associates).

The Fund is actively managed, taking into account the Investment Manager's views on growth opportunities and prevailing market conditions. In selecting investments for the Fund, the Investment Manager will consider target companies' corporate governance, as well as broader environmental and social considerations, including human rights. While these factors alone do not ultimately determine the selection of investments made within the Fund, they do form an integral part of the process of identifying the risks and opportunities associated with such investments.

Derivatives may be used for Efficient Portfolio Management purposes to reduce risk or cost or to generate additional capital or income.

The Fund is not managed to generate an income. Any income arising from the Fund is reinvested. In other words all units are accumulation units.

Investors can redeem units on demand, at the daily valuation point of 12 noon (UK time) when this is a normal business day in the UK.

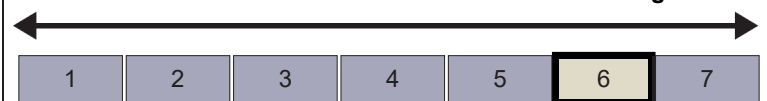
Recommendation: this Fund may not be appropriate for investors who plan to withdraw their money in the short-term (within 5 years). The Fund should be viewed as a medium to long-term investment only.

### Risk and reward profile

The Risk and Reward Indicator table demonstrates where the Fund ranks in terms of its potential risk and reward. The higher the rank the greater the potential reward but the greater the risk of losing money. It is based on past data, may change over time and may not be a reliable indication of the future risk profile of the Fund. The shaded area in the table below shows the Fund's ranking on the Risk and Reward Indicator.

Typically lower rewards,  
lower risk

Typically higher rewards,  
higher risk



- The Fund is in the above risk category because it invests in shares.
- Smaller companies' securities are often traded less frequently than those of larger companies, this means they may be more difficult to buy and sell. Their prices may also be subject to short term swings.
- The lowest category does not mean a fund is a risk free investment.
- The value of investments may go down as well as up in response to general market conditions and the performance of the assets held. Investors may not get back the money which they invested.
- There is no guarantee that the Fund will meet its stated objectives.
- The movements of exchange rates may lead to further changes in the value of investments and the income from them.
- There is a risk that any company providing services such as safe keeping of assets or acting as counterparty to derivatives may become insolvent, which may cause losses to the Fund.

## Charges

The charges you pay are used to pay the costs of running the Fund, including the costs of marketing and distributing it. These charges reduce the potential growth of your investment.

### One-off charges taken before or after you invest

Entry charge	0.00%
Exit charge	0.00%

These are the maximum charges that we might take out of your money before it is invested and before we pay out the sale proceeds of your investment. In some cases, you might pay less and you should speak to your financial adviser about this.

### Charges taken from the Fund over a year

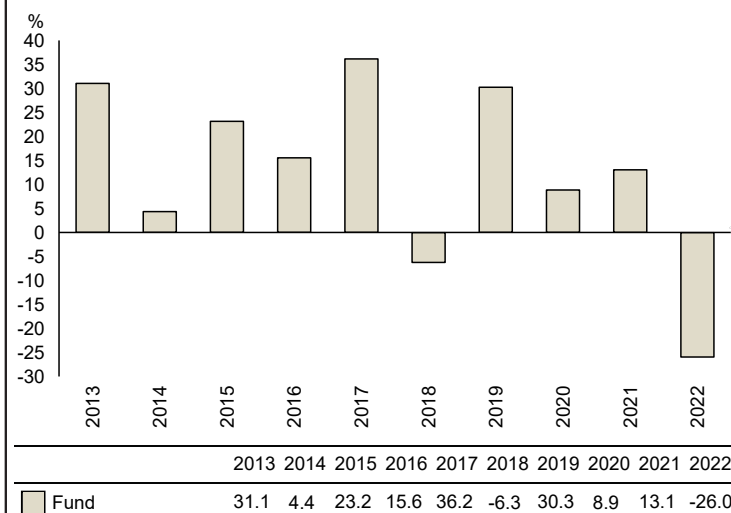
Ongoing charges	0.86%
-----------------	-------

### Charges taken from the Fund under specific conditions

Performance fee	No
-----------------	----

- The ongoing charges figure is based on the expenses incurred by the Fund for the year ended 31 May 2023.
- The figure may vary from year to year. It excludes payments related to interest on borrowing and portfolio transaction costs, except in the case of transaction fees payable to the custodian.
- For details of the actual charges, please contact your financial adviser/distributor.

## Past performance



- You should be aware that past performance is not a guide to future performance.
- Fund launch date: 18/12/1998.
- Share/unit class launch date: 29/07/2008.
- Performance is calculated in GBP.
- The Fund was created as a new investment structure by the transfer of the First State British Smaller Companies Fund in July 2008.
- Performance is shown inclusive of all charges, except entry charges.
- Performance is shown on a total return basis (on the basis that distributable income has been reinvested).

## Practical information

- Further information about the Fund including the Prospectus & Supplementary Information document is available free of charge at [www.tbaileyfs.co.uk](http://www.tbaileyfs.co.uk). Please contact T. Bailey for copies of the latest annual and half-yearly reports. All documents are available in English only.
- This Key Investor Information is prepared for the TB Amati UK Listed Smaller Companies Fund, a compartment of the TB Amati Investment Funds, a UCITS. The Prospectus and periodic reports referred to above are prepared for the entire UCITS.
- Although as at the date shown below no other compartments have been launched, any subsequent compartment would be a segregated portfolio of assets and those assets can only be used to meet the liabilities of, or claims against, that compartment.
- Latest prices are published at [www.tbaileyfs.co.uk](http://www.tbaileyfs.co.uk).
- The Fund's home Member State is the UK and this may have an impact on the personal tax position of the investor. Please seek professional advice from your Financial Adviser if you are unsure.
- The depositary of the Fund is NatWest Trustee and Depositary Services Limited.
- T. Bailey Fund Services Limited may be held liable solely on the basis of any statement contained in this document that is misleading, inaccurate or inconsistent with the relevant parts of the Prospectus for the Fund.
- Details of the up to date remuneration policy which includes a description of how remuneration and benefits are calculated and the identities of the persons responsible for awarding remuneration and benefits, are available at [www.tbaileyfs.co.uk](http://www.tbaileyfs.co.uk) and a paper copy will be available free of charge upon request.
- Another share class is available in this Fund: (A Accumulation) please see separate Key Investor Information document for details. Investors have the right to request a switch to the other share class of this Fund or to another fund in the TB Amati Investment Funds, should it be launched – see Prospectus for more details.
- The Fund is authorised in the UK and is regulated by the Financial Conduct Authority.
- T. Bailey Fund Services Limited is authorised in the UK and is regulated by the Financial Conduct Authority.

## FTGF ClearBridge US Equity Sustainability Leaders Fund

Class X GBP ACC • ISIN IE00BZ1NPT63

**A subfund of:** Franklin Templeton Global Funds plc (the "Company")

**Managed by:** Franklin Templeton International Services S.à r.l., part of the Franklin Templeton group of companies.

### Objectives and Investment Policy

#### Objective

The fund's investment objective is to provide long-term capital appreciation.

#### Investment Policy

- The fund will invest at least 85% of its assets in shares of US companies that meet the investment manager's financial criteria and its criteria for environmental, social and governance (ESG) policies.
- As an Article 8 fund under SFDR, the investment manager applies its ESG sustainability leader criteria to 100% of the portfolio of the fund. The investment manager's portfolio construction process restricts the companies in the fund's investable universe by at least 20% to accommodate only those companies that are sustainability leaders.
- The investment manager will try to focus on companies that, in their view, offer products and services that have a positive impact on society by doing less harm to people and the planet relative to other companies within the same industry.
- The fund may invest in derivatives (financial instruments whose value is derived from the value of other assets), to help try to achieve the fund's objective as well as to reduce risk or cost or to generate additional growth or income for the fund.

• **Benchmark:** Russell 3000 Index

• **Manager's Discretion:** The fund is actively managed. The investment manager has discretion in selecting investments within the fund's objective and investment policies. The benchmark is used for performance comparison purposes. While most of the fund's securities will be components of the benchmark, the weightings of the holdings may differ materially from the weightings in the benchmark. The fund may also invest in securities that are not included in the benchmark. The fund's percentage exposures to sectors and industries may differ materially from those of the benchmark.

**Fund's Base Currency:** USD  
**Share Class Currency:** GBP

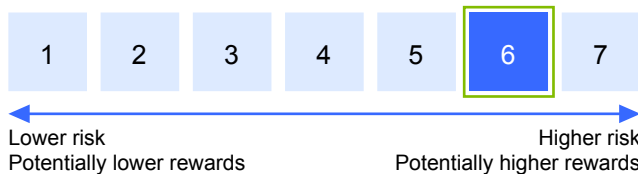
• **Transaction Costs:** The fund bears costs in buying and selling investments, which may have a material impact on the fund's performance.

**Dealing Frequency:** You can buy, sell and switch your shares on each day that the New York Stock Exchange is open for business.

**Minimum Initial Investment:** For this share class the minimum initial investment is GBP 1,000.

**Treatment of Income:** Income and gains from the fund's investments are not paid but instead are reflected in the fund's share price.

### Risk and Reward Profile



The indicator is based on the volatility of the returns (past performance) of the reported share class (calculated on a 5 year rolling return basis). Where a share class is inactive / has less than 5 years of returns, the returns of a representative benchmark are used.

There is no guarantee that the fund will remain in the indicator category shown above and the categorisation of the fund may shift over time. Historical data, which is used in calculating the indicator, may not be a reliable indicator of the future risk profile of this fund.

The lowest category does not mean a risk-free investment.

The fund does not offer any capital guarantee or protection and you may not get back the amount invested.

The fund invests mainly in shares of US companies from various sectors. As a result, the performance of the Fund can fluctuate significantly over relatively short time periods.

**The fund is subject to the following risks which are materially relevant but may not be adequately captured by the indicator:**

**Concentrated fund:** The fund invests in fewer companies than other funds which invest in shares usually do. This means that the fund does not spread its risk as widely as other funds and will therefore be affected more if an individual company has significant losses.

**Environmental, social and governance (ESG) policy:** The fund follows an ESG investment policy that may limit the number of investment opportunities available to the fund which may affect its performance compared to other funds that do not employ such investment policies.

**Fund operations:** The fund is subject to the risk of loss resulting from inadequate or failed internal processes, people or systems or those of third parties such as those responsible for the custody of its assets, especially to the extent that it invests in developing countries.

**Geographical focus:** This fund invests primarily in the United States, which means that it is more sensitive to local economic, market, political or regulatory events in the United States, and will be more affected by these events than other funds that invest in a broader range of regions.

**Investment in company shares:** The fund invests in shares of companies, and the value of these shares can be negatively affected by changes in the company, its industry or the economy in which it operates.

**Sustainability:** The fund's integration of sustainability risks in the investment decision process may have the effect of excluding profitable investments from the investment universe of the fund and may also cause the fund to sell investments that will continue to perform well. A sustainability risk could materialise due to an environmental, social or governance event or condition which may impact the fund's investments and negatively affect the returns of the fund.

**Class currency:** The value of your investment may fall due to changes in the exchange rate between the currency of your share class and the base currency of the fund.

For further explanation on the risks associated with an investment in the fund, please refer to the section entitled "Risk Factors" in the base prospectus and "Primary Risks" in the fund supplement.

## Charges

The charges you pay are used to pay the costs of running the fund, including the costs of marketing and distributing it. These charges reduce the potential growth of your investment.

### One-off charges taken before or after you invest

<b>Entry charge</b>	none
<b>Exit charge</b>	none
<i>This is the maximum that might be taken out of your money before it is invested (entry charge) and before the proceeds of your investment are paid out (exit charge).</i>	

### Charges taken from the Fund over a year

<b>Ongoing charge</b>	1.05%
-----------------------	-------

### Charges taken from the Fund under certain specific conditions

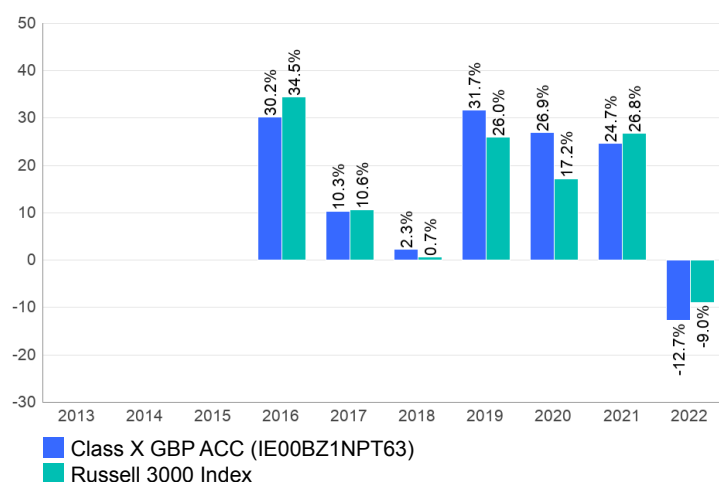
<b>Performance fee</b>	none
------------------------	------

Entry and exit charges shown are the maximum that might be taken out of your money. In some cases, you might pay less and you should speak to your financial adviser about this.

The ongoing charge is based on expenses for the 12 month period ending December 2022. This figure may vary over time.

For more information about charges, please see the "Fees and Expenses" sections of the base prospectus and fund supplement.

## Past Performance



- Past performance is no guide to future returns and may not be repeated.
- The performance reflects all fees and charges payable by the fund but does not reflect any entry or exit charge that might be payable.
- Past performance has been calculated in GBP.
- The fund was launched on 30/09/2015 and the share class began issuing shares on 22/12/2015.
- Further information on the fund's performance is available at <https://www.franklinresources.com/all-sites>.

## Practical Information

- **Depository:** The Bank of New York Mellon SA/NV, Dublin Branch.
- **Further Information:** Additional information about the fund (including the prospectus, supplement, reports and accounts and the remuneration policy) may be obtained in English. The prospectus, supplement, and the reports and accounts are also available in French, German, Italian and Spanish. The documents are available free of charge upon request to the Administrator: BNY Mellon Fund Services (Ireland) Designated Activity Company, One Dockland Central, Guild Street, International Financial Services Centre, Dublin 1, Ireland and at <https://www.franklinresources.com/all-sites>.
- **Price Publication:** The latest share price is published at <https://www.franklinresources.com/all-sites>.
- **Tax Legislation:** The fund is subject to the tax law and regulation of Ireland. Depending on your own country of residence, this might have an impact on your investment. For further details, please speak to your financial adviser.

- **Liability Statement:** Franklin Templeton International Services S.à r.l. may be held liable solely on the basis of any statement contained in this document that is misleading, inaccurate or inconsistent with the relevant parts of the prospectus for the fund.
- **Structure:** Franklin Templeton Global Funds plc has a number of different sub-funds. The assets and liabilities of each sub-fund are segregated by law from the assets and liabilities of each other sub-fund. The prospectus and the periodic reports are prepared for Franklin Templeton Global Funds plc as a whole.
- **Switching Between Funds:** You may apply for shares in this fund to be exchanged for another class within the same fund or to another class in other funds of Franklin Templeton Global Funds plc, subject to certain conditions (see "Exchanges of Shares" in the prospectus). The fund itself does not charge a switching fee for the exchange of shares of one fund for the same class of shares of another fund or for shares of a different share class of the same fund. Certain dealers, however, may charge a switching fee – please ask your dealer.



# Goldman Sachs Emerging Markets Equity Portfolio (the “Portfolio”)

## Class I Shares (GBP)

(ISIN: LU1390214952)

## a sub-fund of Goldman Sachs Funds (the “Fund”)

The Portfolio is managed by Goldman Sachs Asset Management B.V. (the “Manager”), part of Goldman Sachs group of companies.


## Key Investor Information

This document provides you with key investor information about this fund. It is not marketing material. The information is required by law to help you understand the nature and the risks of investing in this fund. You are advised to read it so you can make an informed decision about whether to invest.

## Objectives and Investment Policy

- The Portfolio seeks to provide capital growth over the longer term.
- The Portfolio will mostly hold shares or similar instruments relating to emerging market companies. Such companies are either based in or earn most of their profits or revenues from emerging markets. The Portfolio may also invest in companies which are based anywhere in the world.
- The Portfolio will not invest more than one-third of its assets in bonds issued by corporate or government entities, convertibles (securities that can be converted into other types of securities), money market instruments and non-share related instruments.
- The Portfolio may invest, up to 30%, in mainland China equity securities directly through the Stock Connect scheme or the Renminbi qualified foreign institutional investor program, or indirectly through access products.
- The Portfolio may use derivatives for efficient portfolio management purposes, to help manage risks and for investment purposes in order to seek to increase return. A derivative instrument is a contract between two or more parties whose value depends on the rise and fall of other underlying assets.
- Shares in the Portfolio may be redeemed daily (on each business day) on demand.
- The Portfolio is actively managed and references the MSCI Emerging Markets Index (Net TR) (GBP) (the “Benchmark”) for the purposes of setting discretionary internal risk thresholds which may reference deviations from the Benchmark.
- The Investment Adviser has full discretion over the composition of the assets in the Portfolio. While the Portfolio will generally hold assets that are components of the Benchmark, it can invest in such components in different proportions, and it can hold assets which are not components of the Benchmark. Therefore returns may deviate materially from the performance of the specified reference Benchmark.
- The Portfolio promotes environmental and/or social characteristics and, while it does not have a sustainable investment objective, it will hold a minimum proportion of sustainable investments as further detailed in the pre contractual disclosure for the Portfolio contained within the Prospectus. As part of its investment process, the Investment Adviser will implement a multi-strategy approach to ESG which may consist of the application of exclusionary screens and the integration of ESG factors alongside traditional factors.
- Income (net of expenses) is distributed on an annual basis.
- The Portfolio currency is USD. The share class currency is GBP.
- **For full investment objective and policy details see the Prospectus.**

## Risk and Reward Profile



This risk profile is based on historical data and may not be a reliable indication of the future risk profile of the Portfolio. The risk category shown is not guaranteed and may change over time. The lowest category does not mean risk free. It is possible that a portfolio stated to have a lower risk profile may in fact fall in value more than a portfolio with a higher risk profile.

The Portfolio is in category 6 as it mostly invests in emerging market shares and similar instruments which typically experience higher levels of price fluctuations than those in developed markets.

The capital is not guaranteed.

### Other Material Risks:

- **Market risk** - the value of assets in the Portfolio is typically dictated by a number of factors, including the confidence levels of the market in which they are traded.
- **Operational risk** - material losses to the Portfolio may arise as a result of human error, system and/or process failures, inadequate procedures or controls.
- **Liquidity risk** - the Portfolio may not always find another party willing to purchase an asset that the Portfolio wants to sell which could impact the Portfolio's ability to meet redemption requests on demand.
- **Exchange rate risk** - changes in exchange rates may reduce or increase the returns an investor might expect to receive independent of the performance of such assets. Hedging of this risk may not be fully effective and may increase other risks (e.g. derivative risk).
- **Custodian risk** - insolvency, breaches of duty of care or misconduct of a custodian or sub-custodian responsible for the safekeeping of the Portfolio's assets can result in loss to the Portfolio.
- **Derivatives risk** - derivative instruments are highly sensitive to changes in the value of the underlying asset that they are based on. Certain derivatives may result in losses greater than the amount originally invested.
- **Counterparty risk** - a party that the Portfolio transacts with may fail to meet its obligations which could cause losses.
- **Emerging markets risk** - emerging markets are likely to bear higher risk due to lower liquidity and possible lack of adequate financial, legal, social, political and economic structures, protection and stability as well as uncertain tax positions.
- **Sustainability risk** - an environmental, social or governance event or condition that could cause the value of the portfolio to go down. Examples of sustainability risks include physical environmental risks, climate change transition risks, supply chain disruptions, improper labour practices, lack of board diversity and corruption.
- **For more detailed information on the risks associated with an investment in the Portfolio, please refer to the section in the Prospectus entitled “Risk Considerations” and discuss with your professional advisers.**

## Charges

The charges you pay are used to pay the cost of running the Portfolio, including the costs of marketing and distributing it. These charges reduce the potential growth of your investment.

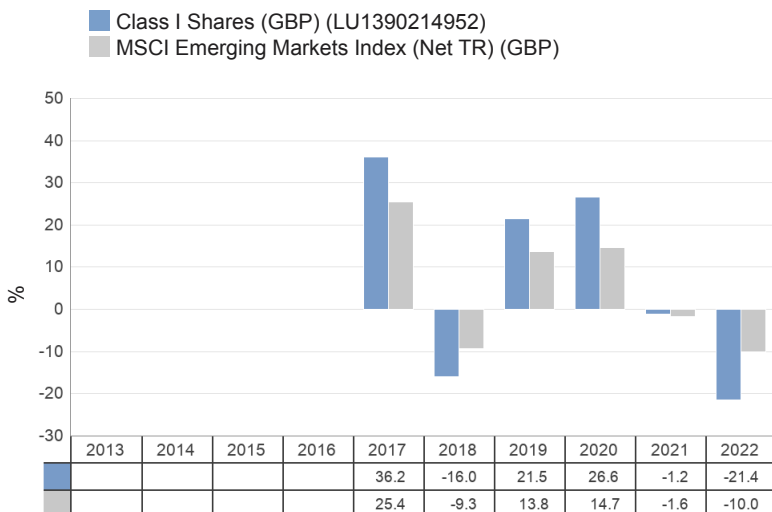
One-off charges taken before or after you invest	
Entry charge	none
Exit charge	none
This is the maximum that might be taken out of your money before it is invested / before the proceeds of your investment are paid out.	
Charges taken over a year	
Ongoing charges	0.97%
Charges taken under certain specific conditions	
Performance fee	none

Where applicable, the entry and exit charges shown are maximum figures and in some cases you might pay less - please contact your professional advisers for more information.

The ongoing charges figure is based on expenses for the year ending November 2022. This figure may vary from year to year. It excludes transaction costs (including taxes and brokerage commissions) and any borrowing costs, which are payable from the assets of the Portfolio and may impact returns on your investment, and performance fees (where applicable).

**For more information about charges, please refer to the Fund's Prospectus, section entitled "Fees and Expenses" and the relevant supplement for the Portfolio.**

## Past Performance



The Portfolio was launched in December 1997. The share class was launched in April 2016.

Where applicable, past performance has been calculated in GBP and is expressed as a percentage change of the Portfolio's Net Asset Value at each year end (net of all fees). Where past performance is not shown there is insufficient data to provide a useful indication of past performance.

Please be aware that past performance is not indicative of future performance which may vary.

## Practical Information

**Depository:** State Street Bank International GmbH Luxembourg Branch

**Further Information:** The Prospectus, annual and semi-annual reports and latest share price are available free of charge from the Fund's registered office, the Manager, administrator or the Portfolio's distributors. The Prospectus is available in English, French, German, Italian and Spanish.

This document is for a single Portfolio of the Fund and the Prospectus, annual and semi-annual reports is for the entire Fund.

The Fund is an investment company with segregated liability between portfolios under Luxembourg law. Therefore, the assets of the Portfolio you have invested in should not be used to pay the liabilities of other portfolios. However, this has not been tested in other jurisdictions.

**Switching between Portfolios:** Shares are available in other share classes and in other currencies as may be specified in the Prospectus. Shareholders may apply for their shares in any share class of any portfolio to be converted into any share class of another portfolio, subject to the conditions set out in the Prospectus (charges may apply).

**Liability Statement:** The Fund may be held liable solely on the basis of any statement contained in this document that is misleading, inaccurate or inconsistent with the relevant parts of the Prospectus for the Fund.

**Tax Legislation:** This Portfolio's investments may be subject to tax in the countries in which it invests. In addition, this Portfolio is subject to the tax law and regulation of Luxembourg which may have an impact on your personal tax position and impact your investment. For further details, please speak to your professional advisers.

**Remuneration Policy:** Details of the up-to-date remuneration policy of the Manager, including, but not limited to, a description of how the remuneration and benefits are determined and governed by the Manager, are available at <https://www.gsam.com/sm/remunerationpolicy> and a paper copy is made available free of charge upon request.

This document provides you with key investor information about this Fund. It is not marketing material. The information is required by law to help you understand the nature and risks of investing in this Fund. You are advised to read it so you can make an informed decision about whether to invest.

### BlackRock European Absolute Alpha Fund

Class D Accumulating GBP

ISIN: GB00B4Y62W78

Manager: BlackRock Fund Managers Limited

## Objectives and Investment Policy

- ▶ The investment strategy of the Fund is deemed by the Manager to be capacity constrained and therefore, when the net asset value of the Fund reaches £900,000,000, units in the Fund will not be available to buy until further notice except at the discretion of the Manager (you will still be able to sell your units daily).
- ▶ The Fund aims to achieve positive absolute returns on your investment (i.e. an increase in the overall value of the Fund) over a period of 12 months regardless of market conditions. As such, the Fund will not be managed against any European equity index.
- ▶ The Fund will be managed with the aim of delivering absolute (more than zero) returns on a 12 month basis in any market conditions. However, an absolute return is not guaranteed over a 12 month or any period and the Fund may experience periods of negative return. The Fund's capital is at risk.
- ▶ The Fund aims to gain investment exposure to equity securities (e.g. shares) and equity-related securities of, or giving exposure to, companies incorporated or listed in the European Economic Area and Switzerland.
- ▶ In order to achieve its objective the Fund invests at least 70% of its total assets in derivatives, equity securities and other equity-related securities and when determined appropriate fixed income (FI) securities (such as bonds), money-market instruments (MMIs), deposits and cash.
- ▶ Equity-related securities include derivatives. Derivatives are investments the prices of which are based on one or more underlying assets. MMIs are debt instruments with short-term maturities.
- ▶ The FI securities and MMIs may be issued by governments, government agencies, companies and supranationals (e.g. the International Bank for Reconstruction and Development) and may be investment grade (i.e. meet a specified level of credit worthiness), non-investment grade or unrated at the time of purchase.
- ▶ At any one time, a substantial amount, or even all of the Fund's assets may be held as cash to provide cover for the exposure created by the use of derivatives or to assist in achieving its investment objective.
- ▶ The investment adviser (IA) will use derivatives to achieve the Fund's investment objective. These will include synthetic short positions where the Fund uses a derivative to benefit from the sale of an asset which the Fund does not physically own with the aim of buying it later at a lower price to secure a profit.
- ▶ The Fund may, via derivatives, generate varying amounts of market leverage (i.e. where the Fund gains market exposure in excess of the value of its assets).
- ▶ The Fund is actively managed and the IA has discretion to select the Fund's investments and is not constrained by any benchmark in this process. 3 Month Sterling Overnight Index Average Rate (SONIA) compounded in arrears plus 11.9 basis points spread should be used by unitholders to compare the performance of the Fund. Compounding in arrears is a methodology that compounds daily values of the overnight rate throughout the relevant term period (i.e.3 Months).
- ▶ Recommendation: This Fund may not be appropriate for short-term investment.
- ▶ Your units will be accumulating units (i.e. dividend income will be included in their value).
- ▶ Your units will be denominated in Sterling, the Fund's base currency.
- ▶ You can sell your units daily. Units, whilst available for purchase, can be bought daily. The minimum initial investment for this unit class is £100,000.

For more information on the Fund, share/unit classes, risks and charges, please see the Fund's prospectus, available on the product pages at [www.blackrock.com](http://www.blackrock.com)

## Risk and Reward Profile



- ▶ This indicator is based on historical data and may not be a reliable indication of the future risk profile of the Fund.
- ▶ The risk category shown is not guaranteed and may change over time.
- ▶ The lowest category does not mean risk free.
- ▶ The Fund is rated four due to the nature of its investments which include the risks listed below. These factors may impact the value of the Fund's investments or expose the Fund to losses.

- The value of equities and equity-related securities can be affected by daily stock market movements. Other influential factors include political, economic news, company earnings and significant corporate events.
- Due to its investment strategy an 'Absolute Return' fund may not move in line with market trends or fully benefit from a positive market environment.
- Derivatives may be highly sensitive to changes in the value of the asset on which they are based and can increase the size of losses and gains, resulting in greater fluctuations in the value of the Fund. The impact to the Fund can be greater where derivatives are used in an extensive or complex way.
- ▶ Particular risks not adequately captured by the risk indicator include:
  - Counterparty Risk: The insolvency of any institutions providing services such as safekeeping of assets or acting as counterparty to derivatives or other instruments, may expose the Fund to financial loss.

## Charges

The charges are used to pay the costs of running the Fund, including the costs of marketing and distributing it. These charges reduce the potential growth of your investment.

The entry and exit charges shown are maximum figures. In some cases you might pay less. Please refer to your financial advisor or the distributor for the actual entry and exit charges.

\*Subject to a charge of up to 2% paid into the Fund where the Manager suspects excessive trading by an investor.

The ongoing charges figure is based on expenses for the twelve month period ending 03 January 2023. This figure may vary from year to year. It excludes:

- Performance fees, where relevant.
- Portfolio trade-related costs, except costs paid to a custodian and any entry/exit charge paid by the Fund to an underlying collective investment scheme (if any).

\*\* To the extent the Fund undertakes securities lending to reduce costs, the Fund will receive 62.5% of the associated revenue generated and the remaining 37.5% will be received by BlackRock as the securities lending agent. As securities lending revenue sharing does not increase the costs of running the Fund, this has been excluded from the ongoing charges.

One-off charges taken before or after you invest	
Entry Charge	None
Exit Charge	None*

This is the maximum that might be taken out of your money before it is invested or before proceeds of your investments are paid out.

Charges taken from the Fund over each year	
Ongoing Charges	0.91%**
Charges taken from the Fund under certain conditions	
Performance Fee	20.00%#

# 20.00% of any returns that, subject to a high water mark, the Fund achieves above the 3 Month SONIA Compounded in Arrears + 11.9 basis points spread. Further details are available in the Prospectus. For the actual amount charged in the Fund's last financial year, please refer to the Fund's annual report.

## Past Performance

Past performance is not a guide to future performance.

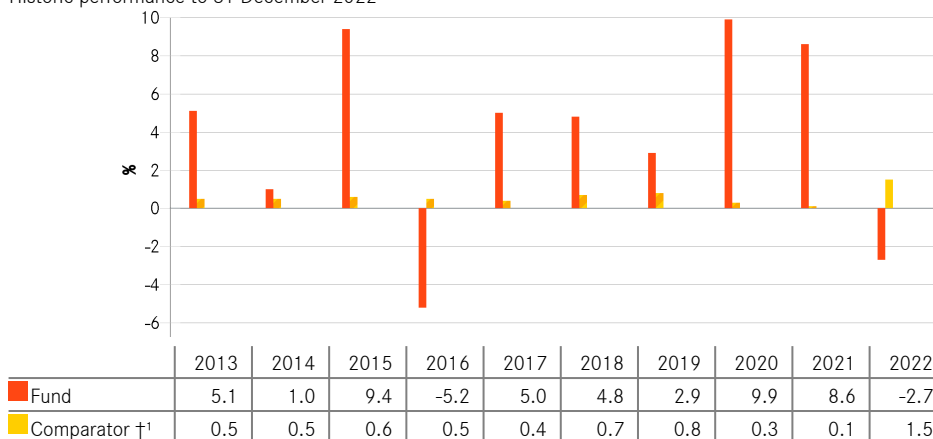
The chart shows the Fund's annual performance in GBP for each full calendar year over the period displayed in the chart. It is expressed as a percentage change of the Fund's net asset value at each year-end. The Fund was launched in 2009. The unit class was launched in 2009.

Performance is shown after deduction of ongoing charges. Any entry/exit charges are excluded from the calculation.

† 3 Month SONIA Compounded in Arrears + 11.9 basis points spread (GBP)

Prior to 13.12.2021, the Fund used a different benchmark which is reflected in the benchmark data.

Historic performance to 31 December 2022



During this period performance was achieved under circumstances that no longer apply.

## Practical Information

- ▶ The trustee and depositary of the Fund is The Bank of New York Mellon (International) Limited, which also acts as custodian.
- ▶ Further information about the Fund can be obtained from the latest annual report and half-yearly reports of the Fund. These documents are available free of charge in English. These can be found, along with other information, such as unit prices, on the BlackRock website at [www.blackrock.com](http://www.blackrock.com) or by calling Investor Services on 0800 44 55 22.
- ▶ Investors should note that the tax legislation that applies to the Fund may have an impact on the personal tax position of your investment in the Fund.
- ▶ BlackRock Fund Managers Limited may be held liable solely on the basis of any statement contained in this document that is misleading, inaccurate or inconsistent with the relevant parts of the Fund's prospectus.
- ▶ The Remuneration Policy of the Management Company, which describes how remuneration and benefits are determined and awarded, and the associated governance arrangements, is available at [www.blackrock.com/Remunerationpolicy](http://www.blackrock.com/Remunerationpolicy) or on request from the registered office of the Management Company.

# Key Investor Information

This document provides you with key investor information about this Fund. It is not marketing material. The information is required by law to help you understand the nature and the risks of investing in this Fund. You are advised to read it so you can make an informed decision about whether to invest.

## Jupiter UK Special Situations Fund I-Class

I-Class Accumulation Units, ISIN: GB00B4KL9F89

The Manager is Jupiter Unit Trust Managers Limited.

### Objectives and investment policy

#### Objective

The Fund objective is to provide a return, net of fees, higher than that provided by the FTSE All-Share Index over the long term (at least five years).

#### Policy

At least 70% of the Fund is invested in shares of companies that are based in the UK (i.e. are incorporated, headquartered or which conduct a majority of their business activity, in the UK). The Investment Manager seeks to identify special situations where the shares of companies are considered to be undervalued (meaning that their intrinsic value is not reflected in the share price).

Up to 30% of the Fund may be invested in other transferable securities, open-ended funds (including funds managed by Jupiter and its associates), cash, near cash, money market instruments and deposits.

The Fund may use derivatives (i.e. financial contracts whose value is linked to the expected price movements of an underlying investment) with the aim of reducing the overall costs and/or risks of the Fund.

#### Strategy

The fund manager will apply a disciplined, repeatable process to identify shares of companies which the manager considers to be undervalued. Undervalued stocks are those companies whose worth is not believed to be properly reflected by the stock price. The Fund will tend to invest in a smaller number of companies where the manager has the highest conviction.

#### Benchmarks

Target benchmark – FTSE All Share Index

The FTSE All Share Index is an industry standard index and is one of the leading representations of UK stock markets. It is easily accessible and provides a fair reflection of the Fund Manager's investment universe and a good relative measure to assess performance outcomes.

Comparator benchmark – IA UK All Companies Sector

Many funds sold in the UK are grouped into sectors by the Investment Association (the trade body that represents UK investment managers), to help investors to compare funds with broadly similar characteristics. This Fund is classified in the IA UK All Companies Sector.

#### Active Management

The Fund is actively managed. This means the fund manager is taking investment decisions with the intention of achieving the Fund's investment objective; this may include decisions regarding asset selection, regional allocation, sector views and overall level of exposure to the market. The fund manager is not in any way constrained by the benchmark in their portfolio positioning, and will not hold all, or indeed may not hold any, of the benchmark constituents.

Any income arising in relation to this unit class will be accumulated (i.e. automatically reinvested and reflected in the price of the shares).

Investors are able to buy and sell units during any business day between 9am and 5.30pm. If you tell us to buy or sell units before 12pm on any business day we will make the transaction on the same day. If you tell us to buy or sell units after 12pm we will make the transaction on the following business day.

#### Recommendation

This fund may not be suitable for investors who plan to withdraw their capital within 5 years.

### Risk and reward profile

The Risk and Reward Indicator table demonstrates where the Fund ranks in terms of its potential risk and reward. The higher the rank the greater the potential reward but the greater the risk of losing money. It is based on past data, may change over time and may not be a reliable indication of the future risk profile of the Fund. The shaded area in the table below shows the Fund's ranking on the Risk and Reward Indicator.

Typically lower rewards, lower risk ← | | | | | | | → Typically higher rewards, higher risk



- The lowest category does not mean 'no risk'.
- The Fund is in this category due to the nature of its investments and previous levels of volatility (how much the value of the Fund rises and falls).
- **Pricing Risk** - Price movements in financial assets mean the value of assets can fall as well as rise, with this risk typically amplified in more volatile market conditions.
- **Market Concentration Risk (Geographical Region/Country)** - Investing in a particular country or geographic region can cause the value of this investment to rise or fall more relative to investments whose focus is spread more globally in nature.
- **Derivative risk** - the Fund may use derivatives to reduce costs and/or the overall risk of the Fund (this is also known as Efficient Portfolio Management or "EPM"). Derivatives involve a level of risk, however, for EPM they should not increase the overall riskiness of the Fund.
- **Liquidity Risk (general)** - During difficult market conditions there may not be enough investors to buy and sell certain investments. This may have an impact on the value of the Fund.
- **Counterparty Risk** - the risk of losses due to the default of a counterparty e.g. on a derivatives contract or a custodian that is safeguarding the Fund's assets.
- For a more detailed explanation of risk factors, please refer to the "Risk Factors" section of the Scheme Particulars.

## Charges

### One-off charges taken before or after you invest

Entry charge	0.00%
Exit charge	0.00%

These are the maximum charges that we might take out of your money before it is invested and before we pay out the sale proceeds of your investment.

### Charges taken from the Fund over a year

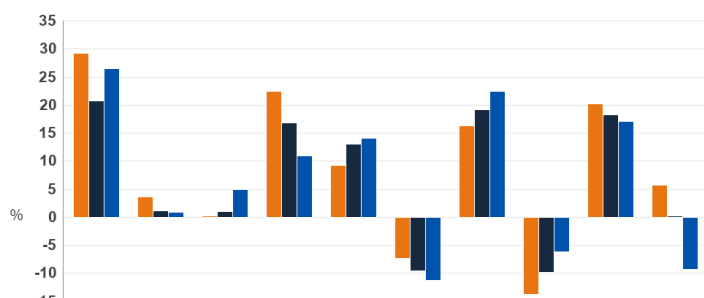
Ongoing charges	0.76%
-----------------	-------

### Charges taken from the Fund under specific conditions

Performance fee	NONE
-----------------	------

- The charges you pay are used to pay the costs of running the Fund, including the costs of marketing and distributing it. These charges reduce the potential growth of your investment.
- The ongoing charges figure is based on the fixed annual charge as detailed in the Scheme Particulars. Where the Fund invests in other underlying funds, which may include closed-ended funds such as investment trusts, the ongoing charges figure will include the ongoing charges for those funds, and will therefore vary from year to year. The ongoing charges figure excludes portfolio transaction costs, except in the case of an entry/ exit charge paid by the Fund when buying or selling shares in another collective investment undertaking.
- Further information about charges is available in sections 18 and 19 of the Scheme Particulars which are available from Jupiter on request.

## Past performance



	2013	2014	2015	2016	2017	2018	2019	2020	2021	2022
Fund	29.3%	3.7%	0.2%	22.4%	9.2%	-7.3%	16.3%	-13.7%	20.2%	5.7%
Target Benchmark	20.8%	1.2%	1.0%	16.8%	13.1%	-9.5%	19.2%	-9.8%	18.3%	0.3%
Comparator Benchmark	26.5%	0.9%	5.0%	11.0%	14.1%	-11.2%	22.4%	-6.2%	17.1%	-9.3%

Source: Jupiter/Factset SPAR 2022

- Fund
- Target Benchmark
- Comparator Benchmark

- Past performance is not a guide to future performance.
- Fund launch date: 03/06/1996
- Share/unit class launch date: 15/06/2009
- Performance is calculated in GBP.
- The past performance shown in the chart includes all charges except any entry and exit charges.
- Target Benchmark - FTSE All Share
- Comparator Benchmark - IA UK All Companies

## Practical information

- The Trustee and Depositary of the Fund is Northern Trust Investor Services Limited ("NTISL"). NTISL has delegated custody services to The Northern Trust Company, London Branch.
- Further information can be found by requesting the Scheme Particulars or annual and half-yearly report and accounts which are available from Jupiter on request by contacting our Customer Services Team on 0800 561 4000. These documents are available in English and are free of charge.
- Jupiter operates a Group-wide remuneration policy, overseen by an independent Remuneration Committee. Details of this policy, including an overview of remuneration elements and associated governance processes, are set out on our website <https://www.jupiteram.com/corporate/Governance/Risk-management>. A paper copy of these Remuneration Disclosures is available free of charge, upon request.
- Unit prices can be found by visiting the Jupiter website, [www.jupiteram.com](http://www.jupiteram.com).
- Tax law may have an impact on your own tax position. We advise you to take tax advice where necessary.
- Jupiter Unit Trust Managers Limited may be held liable solely on the basis of any statement contained in this document that is misleading, inaccurate or inconsistent with the relevant parts of the Scheme Particulars of the Fund.
- Other unit classes are available. Further information is available from Jupiter on request.

**KEY INVESTOR INFORMATION**

This document provides you with key investor information about this Fund. It is not marketing material. The information is required by law to help you understand the nature and risks of investing in this Fund. You are advised to read it so you can make an informed decision about whether to invest.

**iShares Japan Equity Index Fund (UK)**

A sub-fund of BlackRock Collective Investment Funds

**Class D Accumulating GBP**

ISIN: GB00B6QQ9X96

Manager: BlackRock Fund Managers Limited

**Objectives and Investment Policy**

- ▶ The Fund aims to provide a return on your investment (generated through an increase in the value of the assets held by the Fund) by tracking closely the performance of the FTSE Japan Index, the Fund's benchmark index.
- ▶ The Fund invests in equity securities (e.g. shares) of companies that make up the benchmark index.
- ▶ The benchmark index measures the performance of equity securities of leading companies listed in Japan. The benchmark index is a free float-adjusted market capitalisation weighted index. Free float-adjusted means that only shares readily available in the market rather than all of a company's issued shares are used in calculating the benchmark index. Free float-adjusted market capitalisation is the share price of a company multiplied by the number of shares readily available in the market.
- ▶ The Fund is passively managed and the investment manager has limited discretion to select the Fund's investments and in doing so will take into consideration the benchmark index.
- ▶ The Fund intends to replicate the benchmark index by holding the equity securities, which make up the benchmark index, in similar proportions to the benchmark index.
- ▶ The Fund may also engage in short term secured lending of its investments to certain eligible third parties. This is used as a means of generating additional income and to off-set the costs of the Fund.
- ▶ Recommendation: This Fund may not be appropriate for short-term investment.
- ▶ Your units will be accumulating units (i.e. dividend income will be included in their value).
- ▶ Your units will be denominated in Sterling, the Fund's base currency.
- ▶ You can buy and sell your units daily. The minimum initial investment for this unit class is £100,000.

For more information on the Fund, share/unit classes, risks and charges, please see the Fund's prospectus, available on the product pages at [www.blackrock.com](http://www.blackrock.com)

**Risk and Reward Profile**



- ▶ This indicator is based on historical data and may not be a reliable indication of the future risk profile of the Fund.
- ▶ The risk category shown is not guaranteed and may change over time.
- ▶ The lowest category does not mean risk free.
- ▶ The Fund is rated six due to the nature of its investments which include the risks listed below. These factors may impact the value of the Fund's investments or expose the Fund to losses.
  - Investment risk is concentrated in specific sectors, countries, currencies or companies. This means the Fund is more sensitive to any localised economic, market, political, sustainability-related or regulatory events.
  - The value of equities and equity-related securities can be affected by daily stock market movements. Other influential factors include political, economic news, company earnings and significant corporate events.
- ▶ Particular risks not adequately captured by the risk indicator include:
  - Counterparty Risk: The insolvency of any institutions providing services such as safekeeping of assets or acting as counterparty to derivatives or other instruments, may expose the Fund to financial loss.

## Charges

The charges are used to pay the costs of running the Fund, including the costs of marketing and distributing it. These charges reduce the potential growth of your investment.

The entry and exit charges shown are maximum figures. In some cases you might pay less. Please refer to your financial advisor or the distributor for the actual entry and exit charges.

\*Subject to a charge of up to 2% paid into the Fund where the Manager suspects excessive trading by an investor.

The ongoing charges figure is based on expenses for the twelve month period ending 31 December 2022. This figure may vary from year to year. It excludes portfolio trade-related costs, except costs paid to the custodian and any entry/exit charge paid to an underlying collective investment scheme (if any).

\*\* To the extent the Fund undertakes securities lending to reduce costs, the Fund will receive 62.5% of the associated revenue generated and the remaining 37.5% will be received by BlackRock as the securities lending agent. As securities lending revenue sharing does not increase the costs of running the Fund, this has been excluded from the ongoing charges.

One-off charges taken before or after you invest	
Entry Charge	None
Exit Charge	None*

This is the maximum that might be taken out of your money before it is invested or before proceeds of your investments are paid out.

Charges taken from the Fund over each year	
Ongoing Charges	0.08%**
Charges taken from the Fund under certain conditions	
Performance Fee	None

## Past Performance

Past performance is not a guide to future performance.

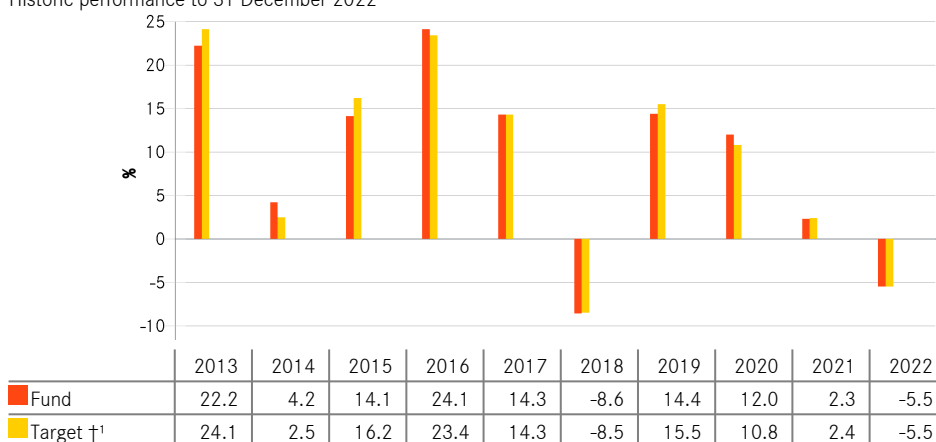
The chart shows the Fund's annual performance in GBP for each full calendar year over the period displayed in the chart. It is expressed as a percentage change of the Fund's net asset value at each year-end. The Fund was launched in 2005. The unit class was launched in 2012.

Performance is shown after deduction of ongoing charges. Any entry/exit charges are excluded from the calculation.

†1 FTSE Japan Index (GBP)

As of 31 December 2014, the Benchmark Index converted from a close of business valuation to a midday valuation. Historic performance of the Benchmark has been simulated by the Benchmark provider and such data is used for the purposes of demonstrating historic performance in the "Past Performance" table from 31 July 2009 or from the launch of the share class if later.

Historic performance to 31 December 2022



## Practical Information

- ▶ The trustee and depositary of the Fund is The Bank of New York Mellon (International) Limited, which also acts as custodian.
- ▶ Further information about the Fund can be obtained from the latest annual report and half-yearly reports of the BlackRock Collective Investment Funds (BCIF). These documents are available free of charge in English. These can be found, along with other information, such as unit prices, on the BlackRock website at [www.blackrock.com](http://www.blackrock.com), on the iShares website at [www.ishares.com](http://www.ishares.com) or by calling Investor Services on 0800 44 55 22.
- ▶ Investors should note that the tax legislation that applies to the Fund may have an impact on the personal tax position of your investment in the Fund.
- ▶ The Fund is a sub-fund of BCIF, an umbrella structure comprising different sub-funds. This document is specific to the Fund and unit class stated at the beginning of this document. However, the prospectus, annual and half-yearly reports are prepared for the umbrella.
- ▶ BlackRock Fund Managers Limited may be held liable solely on the basis of any statement contained in this document that is misleading, inaccurate or inconsistent with the relevant parts of the Fund's prospectus.
- ▶ The assets of the Fund are held on trust for its unitholders under English trust law which means that its assets cannot be used to discharge the liabilities of other sub-funds within BCIF. In addition, the Fund's assets are held separately from the assets of other sub-funds.
- ▶ Investors may switch their units in the Fund for units in another sub-fund within BCIF, subject to meeting certain conditions as set out in the prospectus.
- ▶ The Remuneration Policy of the Management Company, which describes how remuneration and benefits are determined and awarded, and the associated governance arrangements, is available at [www.blackrock.com/Remunerationpolicy](http://www.blackrock.com/Remunerationpolicy) or on request from the registered office of the Management Company.



## Key Investor Information

This document provides you with key investor information about this Fund. It is not marketing material. The information is required by law to help you understand the nature and the risks of investing in this Fund. You are advised to read it so you can make an informed decision about whether to invest.



**BNY MELLON**  
INVESTMENT MANAGEMENT

# BNY Mellon Long-Term Global Equity Fund

**INSTITUTIONAL SHARES W (ACCUMULATION) (ISIN: GB00B8K6W529)**

a sub-fund of BNY Mellon Investment Funds. This Fund is managed by BNY Mellon Fund Managers Limited

## Objectives and Investment Policy

### OBJECTIVE

To achieve capital growth over the long term (5 years or more).

### POLICY

#### The Fund will:

- invest anywhere in the world;
- invest in global equities (company shares), including ordinary shares, preference shares and other equity-related securities; and
- be fully invested at all times, with typically no more than 5% of the portfolio in cash.

#### The Fund may:

- invest in emerging markets;
- use derivatives (financial instruments whose value is derived from other assets) with the aim of risk or cost reduction or to generate additional capital or income; and
- invest up to 10% in other collective investment schemes (including but not limited to another Sub-Fund or Sub-Funds of the Company or other BNY Mellon funds).

**Benchmark:** The Fund will measure its performance against the MSCI World NR Index as a comparator benchmark (the "Benchmark"). The Fund will use the Benchmark as an appropriate comparator because it includes a broad representation of the asset class, sectors and geographical areas in which the Fund predominantly invests.

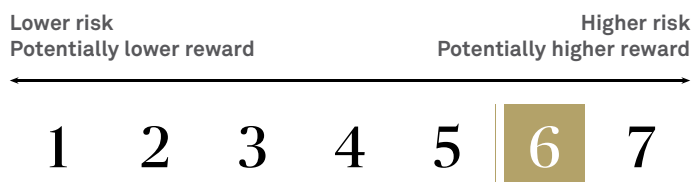
The Fund is actively managed, which means the Investment Manager has absolute discretion to invest outside the Benchmark subject to the investment objective and policies disclosed in the Prospectus. While the Fund's holdings may include constituents of the Benchmark, the investment weightings in the portfolio are not influenced by the Benchmark. The investment strategy does not restrict the extent to which the Investment Manager may deviate from the Benchmark.

### OTHER INFORMATION

**Treatment of income:** net income from investments will be retained within the Fund and reflected in the value of your shares.

**Dealing:** you can buy and sell your shares in the Fund between 9:00 and 17:00 (UK time) on each business day in England and Wales. Instructions received before 12:00 will receive the price quoted on that day. The minimum initial investment for this share class is GBP 500,000.

## Risk and Reward Profile



We have calculated the risk and reward category, as shown above, using a method of calculation derived from EU rules. It is based on the rate at which the value of the Fund has moved up and down in the past (i.e. volatility) and is not a guide to the future risk and reward category of the Fund. The category shown is not a target or guarantee and may shift over time. Even the lowest category 1 does not mean a risk-free investment.

This Fund is in category 6 because its historical value has shown relatively high volatility. With a Fund of category 6, you have a relatively high risk of losing money but your chance for gains is also relatively high.

### THE FOLLOWING RISKS MAY NOT BE FULLY CAPTURED BY THE RISK AND REWARD INDICATOR:

- **Objective/Performance Risk:** There is no guarantee that the Fund will achieve its objectives.
- **Currency Risk:** This Fund invests in international markets which means it is exposed to changes in currency rates which could affect the value of the Fund.
- **Geographic Concentration Risk:** Where the Fund invests significantly in a single market, this may have a material impact on the value of the Fund.
- **Emerging Markets Risk:** Emerging Markets have additional risks due to less-developed market practices.
- **Counterparty Risk:** The insolvency of any institutions providing services such as custody of assets or acting as a counterparty to derivatives or other contractual arrangements, may expose the Fund to financial loss.

A complete description of risk factors is set out in the Prospectus in the section entitled "Risk Factors".

## Charges

The charges cover the costs of running the Fund, including the costs of marketing and selling. These charges reduce the potential growth of your investment.

### ONE-OFF CHARGES TAKEN BEFORE OR AFTER YOU INVEST

Entry charge	0.00%
Exit charge	None

*This is the maximum that might be taken out of your money before it is invested and before the proceeds of your investment are paid out.*

### CHARGES TAKEN FROM THE FUND OVER A YEAR

Ongoing charge	0.79%
----------------	-------

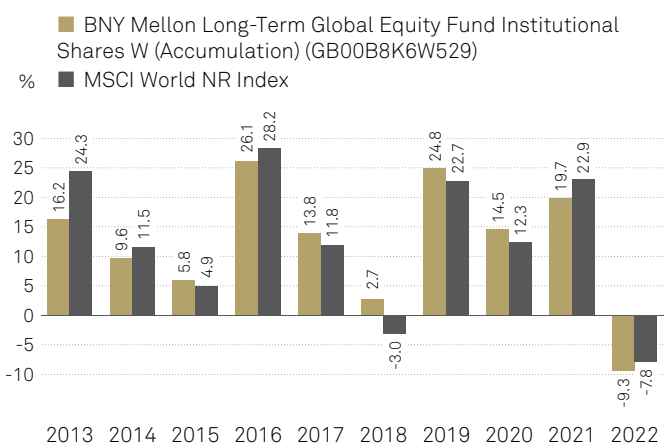
### CHARGES TAKEN FROM THE FUND UNDER CERTAIN SPECIFIC CONDITIONS

Performance fee	None
-----------------	------

The ongoing charge is based on expenses calculated on 31 December 2022. This may vary from year to year. It excludes performance fees and portfolio transaction costs, except in the case of an entry/exit charge paid when buying or selling units in another mutual fund.

More information about charges is available in the "Fees and Expenses" section of the Prospectus.

## Past Performance



The chart includes all charges except entry charges.

Fund launch date - 24 August 2007.

Share class launch date - 30 August 2012.

Performance of this share class is shown in GBP.

Performance of the Benchmark is shown in GBP.

Past performance is not a guide to future performance.

## Practical Information

**Documents:** The Fund is a sub-fund (part) of BNY Mellon Investment Funds ("BNY MIF"), an umbrella structure comprising different sub-funds. This document is specific to the Fund and share class stated at the beginning of this document. Copies of the Prospectus, annual and semi-annual reports which are prepared for the umbrella may be obtained free of charge from [www.bnymellonim.com](http://www.bnymellonim.com) or from BNY Mellon Investment Management EMEA Limited, BNY Mellon Centre, 160 Queen Victoria Street, London EC4V 4LA. These documents are available in English, German and Spanish.

**Share price:** The latest share price and other information, including how to buy or sell shares, are available from the website and address given above. Other share classes are offered by the Fund as set out in the Prospectus.

**Switching:** Investors may switch shares in the Fund for shares in other sub-funds of BNY MIF provided they satisfy the criteria applicable to investment in other sub-funds. Further information on switching is contained in the "Switching" section of the Prospectus.

**Legal status:** The assets of the Fund belong exclusively to that sub-fund and may not be used to discharge the liabilities of or claims against any other person or body, including BNY MIF or any other sub-fund within the umbrella.

**Liability statement:** BNY Mellon Fund Managers Limited may be held liable solely on the basis of any statement contained in this document that is misleading, inaccurate or inconsistent with the relevant parts of the Prospectus for the Fund.

**Depositary:** NatWest Trustee and Depositary Services Limited.

**Tax:** The tax legislation of the Fund's domicile may have an impact on your personal tax position. For further details, please speak to an adviser.

**Remuneration Policy:** Details of the up-to-date remuneration policy of BNY Mellon Fund Managers Limited including, but not limited to, a description of how remuneration and benefits are calculated and the identity of persons responsible for awarding the remuneration and benefits are available on [www.bnymellonim.com](http://www.bnymellonim.com). A paper copy will be made available free of charge upon request.

**Index Providers:** Further information about the index providers is set out under 'Benchmark Provider Disclaimers' in the Prospectus.

**Federated Hermes Asia ex-Japan Equity Fund (the “Fund”)**  
**a sub-fund of Federated Hermes Investment Funds plc (the “Company”)**  
**Class F Stg£ Acc. Shares (ISIN: IE00B8449Z10)**  
**Hermes Fund Managers Ireland Limited (the “Manager”)**

**Objectives and investment policy**

The Fund aims to increase the value of your investment over a rolling period of any five years.

However, there is no guarantee that this will be achieved and your capital is at risk.

The Fund is an actively managed diversified portfolio that will invest at least 80% in shares of companies that are located in or earn substantial revenue from countries in Asia (excluding Japan).

On occasion it may also invest in other financial instruments, for example other funds and rated or Unrated Bonds and Derivatives.

The Investment Manager will consider how well companies manage environmental, social and governance (“ESG”) factors. The companies will either have strong or improving ESG characteristics. The percentage of ESG-analysed issuers in the fund will always be between 90%-100%.

The Fund may borrow on a limited basis (up to a maximum of 10% of the value of the Fund). Leverage is not part of the investment strategy of the Fund.

The Fund’s base currency is USD but its investments may be priced in other currencies. Derivatives may be used to convert the value of those investments into USD.

The benchmark, for performance comparison purposes only, is the MSCI AC Asia ex Japan Investable Market Index.


**You may buy or sell shares in the Fund each business day** (except bank holidays in the UK and Ireland).

**This Share Class is accumulating.** Your portion of any income received will be reinvested. This will be reflected in the value of your shares.

**Useful definitions**

- **Bonds:** A Fixed Income debt investment (also known as ‘Credit’) in which the Fund lends money to a government or company, who is then obliged to pay a specified amount back to the purchaser of the Bond on a given future date. The amount to be repaid usually includes the original amount (the principal) plus interest (coupons).
- **Derivatives:** Investments whose value is linked to one or more underlying assets.
- **Leverage:** Use of various instruments or borrowed money that increases the exposure of the Fund to its investments – this has the potential to increase both the gain and loss of an investment.
- **ESG:** An acronym for ‘Environmental, Social and Governance’ characteristics. A company can be assessed on its management of these considerations.

**Risk and reward profile**



**Narrative explanation of the indicator and its main limitations:**

The value of investments and income from them may go down as well as up and you may not get back the original amount invested.

- Historical data may not be a reliable indication for the future.
- Risk category shown is not guaranteed and may shift over time.
- The lowest category does not mean ‘risk free’.
- This reflects volatility of the Fund based on historic movements of underlying investments.

**Particular risks not adequately captured by this indicator include:**

- **Equity Risk:** The value of equities (such as shares in a company) can be affected by market movements. Other influential factors include political and economic news, company earnings and significant corporate events.
- **Currency Risk:** Fluctuations between the share class currency and the base currency of the Fund may negatively affect the value of your investment.

- **Emerging Markets Risk:** Investing in emerging markets carries certain risks, such as: the exchange rates of emerging market currencies are subject to greater fluctuations, there is less publicly available information about companies, and there may be higher inflation and more social, economic and political uncertainty than in developed markets.
- **Counterparty Risk:** If any institutions that provide custody of assets, deposits or counterparty services on financial derivatives for the Fund experience financial difficulties, the Fund may be exposed to financial loss.
- **Leverage Risk:** The use of leverage may result in large fluctuations in the net asset value of the Fund, amplifying either gains or losses.
- **Liquidity Risk:** In difficult market conditions, certain Fund investments may be harder to sell at the last quoted market price.
- **Sustainability Risk:** The fund has environmental and/or social characteristics and so may perform differently to other funds, as its exposures reflect its sustainability criteria.
- **Operational Risk:** The potential loss resulting from error or failure arising from people, systems, controls/safeguards or service providers that the Fund relies on.

## Charges for this Fund

The charges you pay are used to pay the costs of running the Fund, including the costs of distributing it. These charges reduce the potential growth of your investment.

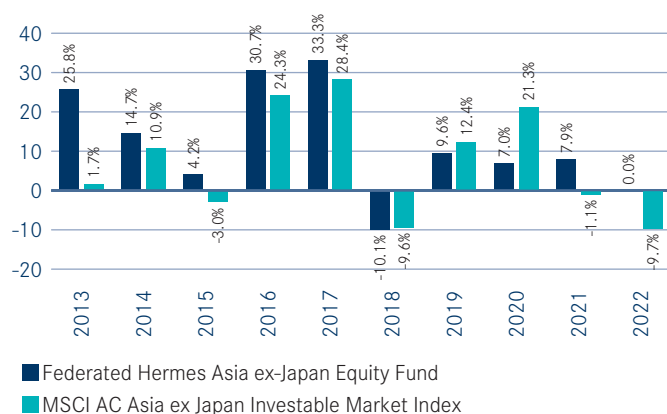
One-off charges taken before or after you invest	
Entry charge	None
Exit charge	None
Charges taken from the Fund over a year	
Ongoing charge	0.83%
Charges taken from the Fund under certain specific conditions	
Performance fee	None

The ongoing charges figure is based on expenses for the year ending 2022. The Company's report for each financial year will include detail on the exact charges made. This figure may vary with time. It excludes portfolio transaction costs, except in the case of an entry/exit charge paid by the Fund when buying or selling shares in another collective investment undertaking.

Research costs are borne by Hermes Investment Management Limited.

For more information about charges, please see the Section entitled "Fees and Expenses" in the Fund's prospectus and supplement, each of which are available at [www.hermes-investment.com](http://www.hermes-investment.com).

## Past performance



- The Fund started to issue shares on 1 November 2012.
- The initial investment into this share class was on 5 December 2012.
- The Share Class and the benchmark performance are calculated in the base currency of the share class.
- The general expenses of the Fund including administration, custody and Directors' fees have been included for the purposes of this calculation.
- Past performance is not a reliable indicator of future results.

## Practical information

- Depositary: Northern Trust Fiduciary Services (Ireland) Limited.
- The Administrator is Northern Trust International Fund Administration Services (Ireland) Limited, Georges Court, 54-62 Townsend Street, Dublin 2, Ireland. Tel (+ 353) 1 434 5002 / Fax (+ 353) 1 531 8595. The Administrator will provide you with other information you may need as well as copies of the Fund's prospectus documents and the latest financial statements of the Company (in English and free of charge). Alternatively this can be viewed on the Federated Hermes website at [www.hermes-investment.com](http://www.hermes-investment.com).
- The latest price of shares of the Fund will be available during normal business hours every business day at the office of the Administrator and will be published daily on the following website: [www.hermes-investment.com](http://www.hermes-investment.com). Please contact the Administrator if you want to buy, sell and exchange shares. You may exchange shares free of charge to another share class within the Fund or to the same or another share class of another sub-fund as the Directors may permit. Please refer to the section entitled "Switching" in the prospectus and Fund supplement.
- Details of the Manager's Remuneration Policy and Sustainable Policies are available on the Policies and Disclosures page at <https://www.hermes-investment.com/ie/hermes-ireland-policies-and-disclosures>, including: (a) a description of how remuneration and benefits are calculated; and b) Sustainability-

related policy and disclosures. A paper copy of these policies may be obtained, free of charge, on request from the Company and/or the Manager.

- Prior to 26 June 2020, Federated Hermes Asia ex-Japan Equity Fund was named Hermes Asia ex-Japan Equity Fund.
- The Fund is a sub-fund of Federated Hermes Investment Funds plc, an umbrella fund with segregated liability between its sub-funds.
- The assets and liabilities of the Fund are segregated from other sub-funds within the umbrella. However, the Manager is a single legal entity that may operate or have assets held on its behalf or be subject to claims in other jurisdictions that may not necessarily recognise such segregation. The prospectus and periodic reports are prepared for the entire Company.
- The Company is resident in Ireland for taxation purposes. Irish taxation legislation may have an impact on the personal tax position of an investor. The Manager may be held liable solely on the basis of any statement contained in this document that is misleading, inaccurate or inconsistent with the relevant parts of the Fund's prospectus.
- This Fund and the Manager are authorised in Ireland and regulated by the Central Bank of Ireland.
- This key investor information is accurate as at 10 February 2023.

## KEY INVESTOR INFORMATION

This document provides you with Key Investor Information about this Fund. It is not marketing material. The information is required by law to help you understand the nature and the risks of investing in this Fund. You are advised to read it so you can make an informed decision about whether to invest.

## Janus Henderson

### Strategic Bond Fund Class I Acc ISIN: GB0007533820

A sub-fund of Janus Henderson UK & Europe Funds, a UK OEIC managed by Janus Henderson Fund Management UK Limited.  
Fund Currency: GBP Share Class Currency: GBP

## Objective and investment policy

### Objective

The Fund aims to provide a return, from a combination of income and capital growth over the long term.

Performance target: To outperform the IA Sterling Strategic Bond sector average, after the deduction of charges, over any 5 year period.

### Investment policy

The Fund invests in a global portfolio of bonds of any quality, including high yield (non-investment grade) bonds, issued by governments or companies. Where investments are made in assets in currencies other than the base currency of the Fund, the Fund will seek to hedge those assets back to the base currency to remove the risk of currency exchange rate movements.

The Fund may also hold other assets including bonds of other types from any issuer, preference shares, cash and money market instruments. In certain market conditions, the Fund may invest more than 35% of its assets in government bonds issued by any one body.

The investment manager may use derivatives (complex financial instruments), including total return swaps, with the aim of making investment gains in line with the Fund's objective, to reduce risk or to manage the Fund more efficiently. The Fund is actively managed with reference to the IA Sterling Strategic Bond sector average, which is based on a peer group of broadly similar funds, as this forms the basis of the Fund's performance target. The investment manager has complete freedom to choose individual investments for the Fund and to vary allocations between different types of bonds.

### Strategy

The investment manager follows a flexible strategy that seeks to deliver total returns (capital appreciation and income) from investments across the entire

spectrum of fixed income assets. Using careful macroeconomic research and credit analysis, the portfolio managers actively vary the allocation to different types of bonds to suit the prevailing economic environment.

**Other Information** The investment manager will seek to promote environmental, social and/or governance (ESG) principles in managing the Fund, which may include the exclusion of issuers that the investment manager considers could contribute to significant ESG harm, as further described in the prospectus.

**Distribution policy** The Fund offers accumulation shares (shares in which net income is retained within the price) and income shares (shares in which net income may be paid out to investors).

**Recommendation** This Fund may not be appropriate for investors who plan to withdraw their money within 5 years.

The Fund is designed to be used only as one component of several in a diversified investment portfolio. Investors should consider carefully the proportion of their portfolio invested into this Fund.

You can buy, sell or switch shares in the Fund on any dealing day and according to certain restrictions, both defined in detail in the Company's Prospectus.

For an explanation of some of the terms used in this document, please visit the glossary on our website at [www.janushenderson.com](http://www.janushenderson.com).

## Risk and reward profile



The value of an investment and any income from it can go up or down. When you sell your shares they may be worth less than you paid for them.

The rating above is based on the historic volatility of the share class. Historic data may not be a reliable indication of the future risk profile of the Fund. The rating is not guaranteed and may change over time.

The share class appears at 4 out of 7. Share classes in higher categories have shown greater and/or more frequent variations in Net Asset Value in the past five years than those in lower categories. The lowest category does not mean risk free.

Other material risks not captured by the rating:

**Credit Risk** An issuer of a bond (or money market instrument) may become unable or unwilling to pay interest or repay capital to the Fund. If this happens or the market perceives this may happen, the value of the bond will fall.

**Interest Rates** When interest rates rise (or fall), the prices of different securities will be affected differently. In particular, bond values generally fall when interest rates rise (or are expected to rise). This risk is typically greater the longer the maturity of a bond investment.

**High Yield Bonds** The Fund invests in high yield (non-investment grade) bonds and while these generally offer higher rates of interest than investment grade bonds, they are more speculative and more sensitive to adverse changes in market conditions.

**Contingent Convertible Bonds (CoCos)** CoCos can fall sharply in value if the financial strength of an issuer weakens and a predetermined trigger event causes the bonds to be converted into shares of the issuer or to be partly or wholly written off.

**Country or Region** If a Fund has a high exposure to a particular country or geographical region it carries a higher level of risk than a Fund which is more broadly diversified.

**Derivatives and Leverage** The Fund may use derivatives to help achieve its investment objective. This can result in leverage (higher levels of debt), which can magnify an investment outcome. Gains or losses to the Fund may therefore be greater than the cost of the derivative. Derivatives also introduce other risks, in particular, that a derivative counterparty may not meet its contractual obligations.

**Currency Hedging** When the Fund, or a share/unit class, seeks to mitigate exchange rate movements of a currency relative to the base currency (hedge), the hedging strategy itself may positively or negatively impact the value of the Fund due to differences in short-term interest rates between the currencies.

**Liquidity** Securities within the Fund could become hard to value or to sell at a desired time and price, especially in extreme market conditions when asset prices may be falling, increasing the risk of investment losses.

**Charges to Capital** Some or all of the ongoing charges may be taken from capital, which may erode capital or reduce potential for capital growth.

**Counterparty Risk and Operational Risk** The Fund could lose money if a counterparty with which the Fund trades becomes unwilling or unable to meet its obligations, or as a result of failure or delay in operational processes or the failure of a third party provider.

For more information please see the Company's Prospectus.

## Charges

The charges you pay are used to pay the costs of running the Fund, including the costs of managing and distributing it. These charges reduce the potential growth of your investment.

If you invest through a third party provider you are advised to consult them directly as charges, performance and terms and conditions may differ materially to those shown in this document.

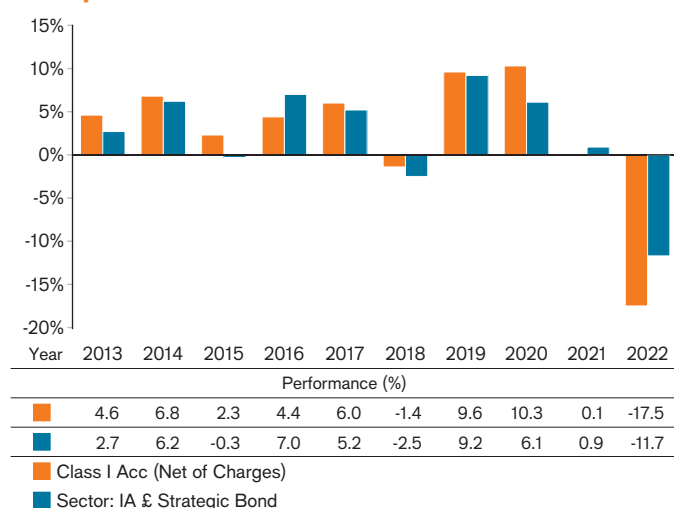
### One-off charges taken before or after you invest\*

Entry Charge	0.00%
Exit Charge	0.00%**

\* The charges shown are maximum figures. In some cases you may pay less.

\*\* Subject to a charge of up to 3.00% where the Manager suspects excessive trading by an investor (and specifically on subscriptions held for less than 90 days).

## Past performance



### Charges taken from the Fund over a year

Ongoing Charges	0.70%
-----------------	-------

The ongoing charges are based on actual annualised expenses for the period ending 30 June 2022. Ongoing charges may vary from year to year.

The figure for ongoing charges excludes portfolio transaction costs, except in the case of an initial charge paid by the Fund when buying shares or units in another Fund.

For more information about Charges please see the Company's Prospectus.

The past performance is calculated in GBP.

The Fund was launched in October 1986 and the share class was launched in May 2000.

Past performance does not predict future returns.

The past performance takes into account all charges except one-off charges.

## Practical information

**Depository:** NatWest Trustee and Depository Services Limited.

**To obtain more information:** This Key Investor Information Document may not contain all the information you need.

For the last published price of shares in the Fund or any additional information on the Fund, or to obtain the Company's prospectus or the annual/semi-annual report, please visit [www.janushenderson.com](http://www.janushenderson.com). Documents are available free of charge in English and certain other languages. You may also contact the registered office of the Fund at 201 Bishopsgate, London EC2M 3AE, or your local representative office.

**Tax:** Investors should note that the tax legislation that applies to the Fund may have an impact on the personal tax position of their investment in the Fund.

Contact your adviser to discuss tax treatment, suitability of this investment, and other questions.

**Notices:** Janus Henderson Fund Management UK Limited may be held liable solely on the basis of any statement contained in this document

that is misleading, inaccurate or inconsistent with the relevant parts of the Prospectus for the Fund.

The assets of each sub-fund are segregated, meaning that each sub-fund is insulated from any losses or claims associated with the other sub-funds.

Further information about dealing and switching to other share classes of this Fund or other Funds in this OEIC may be obtained by visiting [www.janushenderson.com](http://www.janushenderson.com) or found in the Company's prospectus.

The details of the up-to-date remuneration policy of the Manager are available at [www.janushenderson.com](http://www.janushenderson.com). A paper copy of the remuneration policy will be made available free of charge upon request. These include a description of how pay and benefits are worked out and the people or committee members responsible for awarding them.

The Fund and Janus Henderson Fund Management UK Limited are authorised in the UK and regulated by the Financial Conduct Authority ("FCA").

*This Key Investor Information is accurate as at 10 November 2023.*

# Key Investor Information

This document provides you with key investor information about this fund. It is not marketing material. The information is required by law to help you understand the nature and the risks of investing in this fund. You are advised to read it so you can make an informed decision about whether to invest.



## Monument Bond Fund ("the Fund") I Gross Accumulation Shares

This is a sub fund of MI TwentyFour Investment Funds. The Fund is an Open Ended Investment Company. ISIN: GB00B4XMPS34. Apex Fundrock Ltd is the Authorised Corporate Director of the Fund ("MI" and "MI Funds" are trading names of the ACD).

### Objectives and investment policy

The Fund aims to provide a competitive level of income whilst maintaining the capital value of your investment.

The Fund will invest in a range of European and Australian asset-backed securities ("ABS") rated at least BBB- or equivalent at the time of investment. These are bonds (debt securities that pay a floating rate of interest) that are backed by specific pools of financial assets including mortgages and other consumer and corporate debt.

On occasions the Fund may be significantly invested in one particular geographical region.

The Fund will aim to reduce the effect of exchange rate movements in the underlying securities relative to the base currency of the Fund. However, hedging techniques may not be fully effective in completely removing the exchange rate risk.

The Fund may use derivative instruments (such as futures, options and interest rate and credit derivatives) for investment purposes. Derivatives are linked to the rise and fall of other assets. The price movements in these assets can result in movement of the Fund's share price.

The Fund can also use derivative instruments for the purposes of efficient portfolio management, with the aim of managing risk and cost.

Any income this share class generates will be reinvested to grow the value of your investment.

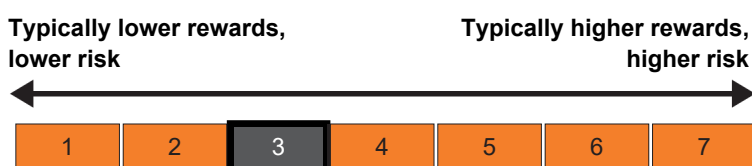
You can buy and sell shares on any business day in London.

Recommendation: this Fund may not be appropriate for investors who plan to withdraw their money within 5 years.

For full investment objectives and policy details please refer to the prospectus.

### Risk and reward profile

The Risk and Reward Indicator table demonstrates where the Fund ranks in terms of its potential risk and reward. The higher the rank the greater the potential reward but the greater the risk of losing money. It is based on past data, may change over time and may not be a reliable indication of the future risk profile of the Fund. The shaded area in the table below shows the Fund's ranking on the Risk and Reward Indicator.



- This Fund is ranked at 3 because funds of this type have experienced low to medium rises and falls in value in the past. Please note that even the lowest risk class can lose you money and that extreme market circumstances can mean you suffer severe losses in all cases. The indicator does not take into account the following risks of investing in this Fund:
- Investing overseas can bring additional returns and spread risk to different markets. There are risks, however, that changes in currency exchange rates may cause the value of your investment to decrease and increase.
- On occasions the Fund may be significantly invested in particular geographical regions, meaning it will have greater exposure to the market, political and economic risks of those regions than if it was more diversified across a wider number of countries.
- There is no guarantee that an asset which provides the security for a bond will maintain its value.
- The Fund can use derivatives in order to meet its investment objectives or to protect from price and currency movements. This may result in gains or losses that are greater than the original amount invested.
- Derivatives can be used to help reduce risk but may not be fully successful. Derivatives can also reduce gains you may otherwise have made.
- Currency risk reduction techniques can have an effect on the value of your investment and on the performance of the share class.
- Bond values are affected by changes in interest rates, inflation and any decline in creditworthiness of the bond issuer. Bonds that produce a higher level of income usually also carry greater risk as such bond issuers may not be able to pay the bond income as promised or could fail to repay the capital amount used to purchase the bond.
- There may be cases where the organisation from which we buy a bond fails to carry out its obligations, which could cause losses to the Fund.
- In difficult market conditions, the value of some investments may be less predictable than normal and the Fund may not be able to buy and sell these investments at the best time or at a fair price. This could affect the Fund's performance, potentially reducing your returns.
- For further risk information please see the prospectus.

## Charges

The charges you pay are used to pay the costs of running the Fund, including the costs of marketing and distributing it. These charges reduce the potential growth of your investment.

### One-off charges taken before or after you invest

Entry charge	0.00%
Exit charge	0.00%

These are the maximum charges that we might take out of your money before it is invested and before we pay out the sale proceeds of your investment. In some cases, you might pay less and you should speak to your financial adviser about this.

### Charges taken from the Fund over a year

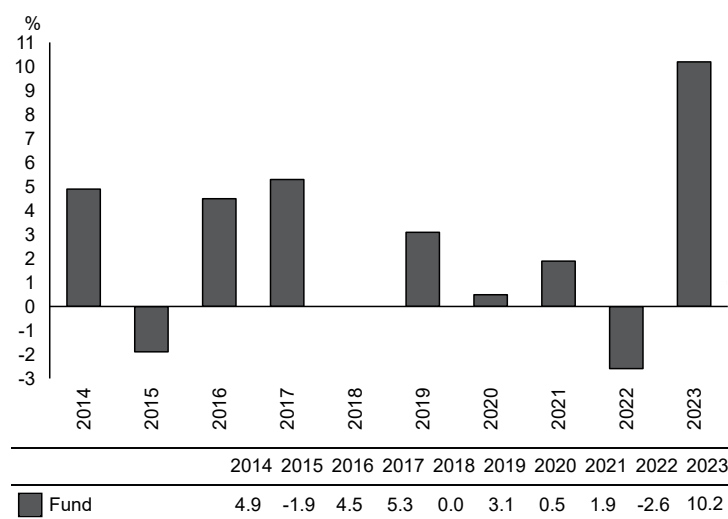
Ongoing charges	0.63%
-----------------	-------

### Charges taken from the Fund under specific conditions

Performance fee	NONE
-----------------	------

- Switching charge (for switching into the Fund from another fund) 0.05%.
- The ongoing charges figure is based on the last year's expenses and may vary from year to year. It excludes the costs of buying or selling assets for the Fund (unless these assets are shares of another fund).
- For the ongoing charge, the figure is as at 30 September 2023.
- You may also be charged a dilution levy on entry to or exit from the Fund, this is to cover costs associated with your transaction.
- 50% of certain charges are deducted from the capital of the Fund. This may allow more income to be paid but it may also restrict capital growth.
- For more information about charges, please see the prospectus.

## Past performance



Source: FE fundinfo 2024

- You should be aware that past performance is not a guide to future performance.
- Fund launch date: 10/08/2009.
- Share/unit class launch date: 10/08/2009.
- Performance is calculated in GBP.

## Practical information

- This document is issued by Apex Fundrock Ltd and contains information on the I Gross Accumulation Shares only ("MI" and "MI Funds" are trading names of the ACD).
- Each fund of the Company has its own pool of assets and liabilities, segregated by law. If one fund were unable to pay for its liabilities the assets of the other funds could not be used to pay for those liabilities.
- You can get further detailed information regarding the Fund, including details of the investment manager and how to switch, buy and sell shares and other share classes available, within the prospectus, the supplementary information document and the annual and half yearly managers' reports. You can get these free of charge from Apex Fundrock Ltd, Hamilton Centre, Rodney Way, Chelmsford, Essex CM1 3BY or from our website: [www.fundrock.com](http://www.fundrock.com). These are available in English only. You can also call us on 0345 026 4286, or look on our website for the latest share prices.
- Details of the ACD's remuneration policy (including a description of how remuneration and benefits are calculated, the composition of the remuneration committee and the identities of persons responsible for awarding remuneration and benefits) are available at [www.fundrock.com/mi-fund-data](http://www.fundrock.com/mi-fund-data) or by requesting a paper copy free of charge (see above for contact details).
- The Depositary of the Fund is Northern Trust Investor Services Limited.
- Please note that the tax laws of the United Kingdom may impact your own tax position.
- Apex Fundrock Ltd may be held liable solely on the basis of any statement contained in this document that is misleading, inaccurate or inconsistent with the relevant parts of the prospectus for the Fund.



This document provides you with key investor information about this Fund. It is not marketing material. The information is required by law to help you understand the nature and risks of investing in this Fund. You are advised to read it so you can make an informed decision about whether to invest.

### BlackRock European Dynamic Fund

Class FD Accumulating GBP

ISIN: GB00BCZRNN30

Manager: BlackRock Fund Managers Limited

## Objectives and Investment Policy

- ▶ The Fund aims to provide a return on your investment (generated through an increase in the value of the assets held by the Fund) over the long term (5 or more consecutive years beginning at the point of investment).
- ▶ The Fund invests at least 70% of its total assets in the equity securities (e.g. shares) of companies incorporated or listed in Europe, but excluding the United Kingdom.
- ▶ Depending on market conditions, the Fund will invest in equity securities of companies that are, in the opinion of the investment adviser(IA), undervalued (i.e. their share price does not reflect their underlying worth) or have good growth potential.
- ▶ The IA may use derivatives to reduce risk within the Fund's portfolio, reduce investment costs and generate additional income.
- ▶ The Fund is actively managed and the IA has discretion to select the Fund's investments. In doing so, the IA will refer to the FTSE World Europe ex-UK Index (the "Index") when constructing the Fund's portfolio, and also for risk management purposes to ensure that the active risk (i.e. degree of deviation from the index) taken by the Fund remains appropriate given the Fund's investment objective and policy. The IA is not bound by the components or weighting of the Index when selecting investments. The IA may also use its discretion to invest in securities not included in the Index in order to take advantage of specific investment opportunities. However, the geographical scope of the investment objective and policy may have the effect of limiting the extent to which the portfolio holdings will deviate from the Index. The Index should be used by unitholders to compare the performance of the Fund.
- ▶ Recommendation: This Fund may not be appropriate for short-term investment.
- ▶ Your units will be accumulating units (i.e. dividend income will be included in their value).
- ▶ Your units will be denominated in Sterling, the Fund's base currency.
- ▶ You can sell your units daily. Units, whilst available for purchase, can be bought daily. The minimum initial investment for this unit class is £100,000.

For more information on the Fund, share/unit classes, risks and charges, please see the Fund's prospectus, available on the product pages at [www.blackrock.com](http://www.blackrock.com)

## Risk and Reward Profile



- ▶ This indicator is based on historical data and may not be a reliable indication of the future risk profile of the Fund.
- ▶ The risk category shown is not guaranteed and may change over time.
- ▶ The lowest category does not mean risk free.
- ▶ The Fund is rated six due to the nature of its investments which include the risks listed below. These factors may impact the value of the Fund's investments or expose the Fund to losses.

- The value of equities and equity-related securities can be affected by daily stock market movements. Other influential factors include political, economic news, company earnings and significant corporate events.
- ▶ Particular risks not adequately captured by the risk indicator include:
  - Counterparty Risk: The insolvency of any institutions providing services such as safekeeping of assets or acting as counterparty to derivatives or other instruments, may expose the Fund to financial loss.

## Charges

The charges are used to pay the costs of running the Fund, including the costs of marketing and distributing it. These charges reduce the potential growth of your investment.

The entry and exit charges shown are maximum figures. In some cases you might pay less. Please refer to your financial advisor or the distributor for the actual entry and exit charges.

\*Subject to a charge of up to 2% paid into the Fund where the Manager suspects excessive trading by an investor.

The ongoing charges figure is based on expenses for the twelve month period ending 03 January 2023. This figure may vary from year to year. It excludes portfolio trade-related costs, except costs paid to the custodian and any entry/exit charge paid to an underlying collective investment scheme (if any).

\*\* To the extent the Fund undertakes securities lending to reduce costs, the Fund will receive 62.5% of the associated revenue generated and the remaining 37.5% will be received by BlackRock as the securities lending agent. As securities lending revenue sharing does not increase the costs of running the Fund, this has been excluded from the ongoing charges.

One-off charges taken before or after you invest	
Entry Charge	5.00%
Exit Charge	None*

This is the maximum that might be taken out of your money before it is invested or before proceeds of your investments are paid out.

Charges taken from the Fund over each year	
Ongoing Charges	0.92%**
Charges taken from the Fund under certain conditions	
Performance Fee	None

## Past Performance

Past performance is not a guide to future performance.

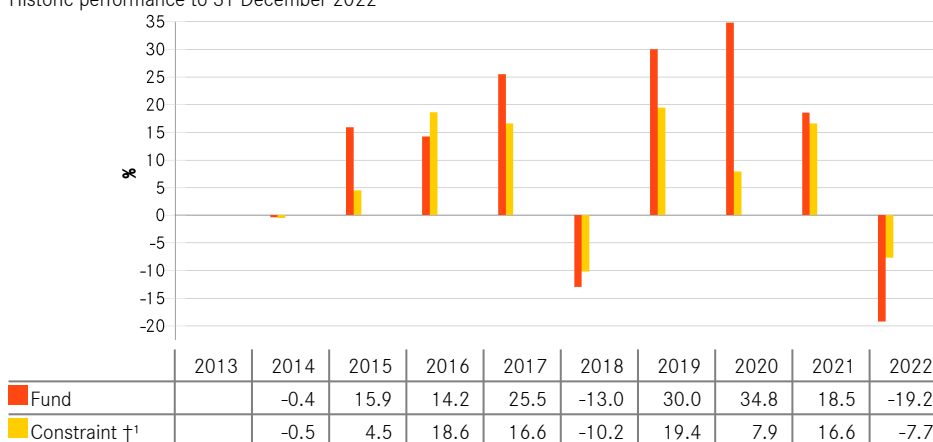
The chart shows the Fund's annual performance in GBP for each full calendar year over the period displayed in the chart. It is expressed as a percentage change of the Fund's net asset value at each year-end. The Fund was launched in 2002. The unit class was launched in 2013.

Performance is shown after deduction of ongoing charges. Any entry/exit charges are excluded from the calculation.

†<sup>1</sup>FTSE World Europe ex UK Index (GBP)

It is not intended that the performance of the Fund will track the index.

Historic performance to 31 December 2022



## Practical Information

- ▶ The trustee and depositary of the Fund is The Bank of New York Mellon (International) Limited, which also acts as custodian.
- ▶ Further information about the Fund can be obtained from the latest annual report and half-yearly reports of the Fund. These documents are available free of charge in English. These can be found, along with other information, such as unit prices, on the BlackRock website at [www.blackrock.com](http://www.blackrock.com) or by calling Investor Services on 0800 44 55 22.
- ▶ Investors should note that the tax legislation that applies to the Fund may have an impact on the personal tax position of your investment in the Fund.
- ▶ BlackRock Fund Managers Limited may be held liable solely on the basis of any statement contained in this document that is misleading, inaccurate or inconsistent with the relevant parts of the Fund's prospectus.
- ▶ The Remuneration Policy of the Management Company, which describes how remuneration and benefits are determined and awarded, and the associated governance arrangements, is available at [www.blackrock.com/Remunerationpolicy](http://www.blackrock.com/Remunerationpolicy) or on request from the registered office of the Management Company.

# Key Investor Information

This document provides you with key investor information about this fund. It is not marketing material. The information is required by law to help you understand the nature and the risks of investing in this fund. You are advised to read it so you can make an informed decision about whether to invest.



## Man GLG Undervalued Assets Fund Professional Accumulation Shares (Class C)

(ISIN:GB00BFH3NC99) Man GLG Undervalued Assets Fund (the 'Fund') is a sub-fund of Man UK ICVC (the 'Company').

Man Fund Management UK Limited, part of Man Group plc, is the Authorised Corporate Director.

### Objectives and investment policy

- The Fund seeks to outperform (net of fees) the FTSE All Share Total Return Index ("FTSE Index") over the long-term (over 5 year rolling periods). To achieve this objective, the Fund will invest at least 80% of its assets, directly or indirectly, in UK equities relating to companies that either have their registered office in the UK; carry out a predominant proportion of their business activity in the UK market; and/or are listed on a UK stock exchange.
- The Fund may invest in equities which are not UK equities, American Deposit Receipts ('ADR') and other equity linked instruments including (without limitation) exchange traded or "over the counter" (traded via broker-dealer network) financial derivative instruments (as described below) such as stock options, equity swaps and contracts for differences. The Fund may also invest in transferable money market securities (including certificates of deposit, commercial paper and bankers acceptances), fixed and floating rate government and corporate bonds, bonds convertible into common stock, preferred shares and other fixed income investments. Further, the Fund may hold cash, near cash and other ancillary liquid assets such as time deposits and may use currency transactions, including forward currency contracts, currency swaps and foreign currencies to alter the exposure characteristics of the transferable securities held by the Fund. Fixed income investments may be issued by any government, company or international agency.
- The Investment Adviser uses the FTSE Index as a guide for selecting assets for the Fund, however the Fund is actively managed, meaning that the Investment Adviser will use its expertise to pick investments to achieve the Fund's objective. The Investment Adviser seeks to identify companies trading below the Investment Adviser's estimation of the value of their tangible assets (physical and measurable assets that are used in a company's operations such as property, plant, and equipment) or their replacement cost, or whose profit streams (which focuses on the cash generated for shareholders) the Investment Adviser considers to be undervalued.
- *Use of financial derivative instruments ("FDI")*. The Fund may use FDI extensively to achieve the investment objective and for efficient portfolio management purposes to hedge (a technique using investments to reduce risk) against anticipated movements in a market or security, or where it is more economically effective than directly holding the underlying asset.
- *Benchmarks*. The Fund is managed with reference to benchmarks. The Fund's performance target (as detailed above) has been chosen on the basis that the ACD considers it to set a reasonable performance target for the Fund to achieve, taking into account a number of factors including (for instance) the investment strategy pursued by the Investment Adviser, and the assets in which the Fund will principally invest. Whilst the Investment Adviser may deviate from the FTSE Index, in terms of holdings selection, the index is used for investment purposes (which can include construction of the Fund's portfolio universe and/or to assist with the management of risk in the Fund).
- *Dealing*. Shares can be bought and sold on each Business Day, as detailed in the Fund prospectus.
- *Investment Horizon*: This Fund may not be appropriate for investors who plan to withdraw their money within 5 years.
- *Treatment of income*. Income earned on investments will be added to the value of investors' shares.

### Risk and reward profile



- The lowest category does not mean 'risk free'.
- The risk and reward profile is not guaranteed and may change over time.
- Historical data may not be a reliable indication for the future.
- The risk category for this share class is 6 as funds of this nature engage in strategies that typically have a high volatility. The calculation is based on the historical volatility of the Fund's performance. Where there is insufficient Fund performance the calculation is based on either the historical volatility of a relevant benchmark for the investment strategy or the manager's Value at Risk limit for the Fund. Please refer to the prospectus for further information relating to the Value at Risk.

#### The following risks may not be fully captured by the risk and reward profile:

- The Fund will be exposed to credit risk on counterparties with which it trades in relation to on-exchange traded instruments such as futures and options

and where applicable, 'over-the-counter' ("OTC", "non-exchange") transactions. OTC instruments may also be less liquid and are not afforded the same protections that may apply to participants trading instruments on an organised exchange.

- Liquidity characteristics of non-exchange listed investments can be irregular, and may result in higher than anticipated costs to liquidate the investment.
- The Fund may invest in financial derivative instruments ("FDI") (instruments whose prices are dependent on one or more underlying asset) typically for hedging purposes. The use of FDI involves additional risks such as high sensitivity to price movements of the asset on which it is based. The use of FDI may multiply the gains or losses.
- The Fund is a specialist country-specific fund which, as a result, may carry greater risk than a more internationally diversified portfolio.
- The Fund is subject to normal market fluctuations and the risks associated with investing in international securities markets.
- The value of your investment and the income from it may rise as well as fall and you may not get back the amount originally invested.
- There is no guarantee that the Fund will achieve its investment objective.

A complete description of risks is set out in the prospectus section entitled 'Risk Factors'.

## Charges

The charges you pay are used to pay the costs of running the Fund. These charges reduce the potential growth of your investment.

### One-off charges taken before or after you invest

<b>Entry charge</b>	None
<b>Exit charge</b>	None

This is the maximum that might be taken out of your money before it is invested / before the proceeds of your investment are paid out.

### Charges taken from the fund over a year

<b>Ongoing charges</b>	0.90%
------------------------	-------

### Charges taken from the fund under certain specific conditions

<b>Performance fee</b>	None
------------------------	------

The entry and exit charges shown are maximum figures and in some cases you might pay less. Please refer to your financial advisor or the distributor for the actual charges.

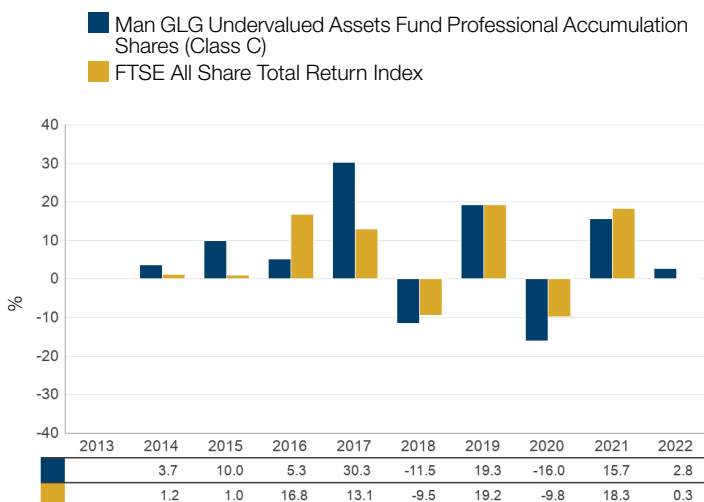
The ongoing charges figure is based on expenses for the year ending 28/02/2023.

This figure may vary from year to year. It excludes performance fees (where applicable) and portfolio transaction costs, except in the case of an entry/exit charge paid by the Fund when buying or selling units in another sub-fund.

If you switch between different sub-funds of the Company you may pay a switching charge on your subscription to the new sub-fund. This charge may be an amount equal to the entry charge of the new sub-fund.

For detailed information on charges and fees please see the 'Fees and Expenses' section of the prospectus.

## Past performance



- The Fund was authorised in 2013. This share class was launched on 15 November 2013.
- The past performance chart shows the annual performance, calculated in GBP, for each full calendar year since launch.
- The performance in this table includes all fees and expenses, excluding any entry or exit charges, and shows percentage year-on-year changes in Fund value.
- Please be aware that past performance is not a reliable indicator of, or guide to, future performance.
- The Fund is not an index-tracker and does not seek to track the benchmark shown in the past performance chart. The benchmark performance data is shown for performance comparison purposes only.

## Practical information

- The Fund is a sub-fund of the Company which is an umbrella scheme comprising a number of sub-funds.
- The Bank of New York Mellon (International) Limited is the depositary of the Company. The Fund's assets are treated as being segregated from the assets of other sub-funds of the Company.
- Additional information related to the Fund is located in the prospectus which is produced in an official language of the jurisdictions in which the Fund is registered for public sale. The prospectus is available together with the most recent financial statements, information on other share classes and the latest prices of shares free of charge at [www.man.com](http://www.man.com).
- The Fund is subject to taxation legislation in the UK, which may have an impact on your personal tax position as an investor in the Fund.
- Man Fund Management UK Limited may be held liable solely on the basis of any statement contained in this document that is misleading, inaccurate or inconsistent with the relevant parts of the prospectus for the Fund.
- You may switch shares in the Fund for shares in any other sub-fund of the Company. Further information and provisions are in the prospectus.
- Details of Man Fund Management UK Limited's Remuneration Policy are available at [www.man.com/mfm-remuneration-policy](http://www.man.com/mfm-remuneration-policy), including: (a) a description of how remuneration and benefits are calculated; and (b) the identity of persons responsible for awarding remuneration and benefits. A paper copy of these details may be obtained, free of charge, at Man Fund Management UK Limited at Riverbank House, 2 Swan Lane, London, EC4R 3AD, United Kingdom.
- The Funds are not in any way connected to or sponsored, endorsed, sold or promoted by the London Stock Exchange Group plc and its group undertakings (collectively, the "LSE Group"). The LSE Group does not accept any liability whatsoever to any person arising out of the use of the Fund or the underlying data. See: <https://www.man.com/indices-disclaimer> for full disclaimers.

# KEY INVESTOR INFORMATION

This document provides you with key investor information about this Fund. It is not marketing material. The information is required by law to help you understand the nature and the risks of investing in this Fund. You are advised to read it so you can make an informed decision about whether to invest.



WAVERTON  
INVESTMENT FUNDS

## Waverton Sterling Bond Fund

a sub fund of Waverton Investment Funds plc  
The Management Company of the Fund is  
MJ Hudson Fund Management (Ireland) Limited

Class P Stg£  
ISIN: IE00BGQYPR94

### Objectives and Investment Policy

The Fund aims to achieve growth on your investment and income through investment in bonds. The bonds are issued by UK and international governments and companies from any industry sector.

The bonds may have fixed or variable interest rates and will be predominantly rated investment grade or better. A rating agency gives an investment grade rating when it believes that there is a relatively low risk that the issuer of a bond will be unable to make payments. The Fund may invest in bonds priced in any currency but will have a minimum exposure of 80% to British Pounds at all times.

At times, the Fund may hold cash and cash-like instruments.

The Fund may use instruments whose value is determined by changes in the value of the underlying assets they represent (derivatives). The Fund may do so for investment purposes or in order to manage the Fund more efficiently (e.g., reducing risks or costs or generating additional growth or income).

The Fund may invest up to 10% of its assets in other funds which have similar objectives and policies to the Fund (or in funds which invest in bonds or money market instruments), of which up to 5% of its assets may be invested in funds investing in bond markets globally.

For more information about the investment policy, see "Investment Objectives and Policies of the Funds" in the Fund's prospectus available at [www.waverton.co.uk](http://www.waverton.co.uk).


You may sell your shares on any working day (generally, a day on which banks in Dublin and London are open).

The Fund declares dividends quarterly (generally, on 31 January, 30 April, 31 July and 31 October each year). Unless you request cash payment, your dividends will be paid in the form of additional shares in the Fund.

The Fund is actively managed and uses the ICE BofA UK Gilt Index (the "Benchmark") for performance comparison purposes only. The fund does not seek to track its benchmark and so has discretion as to the investments it may make. While a proportion of the Fund may be components of, and have similar weightings to, the Benchmark, the Investment Manager may or may not invest in assets which are not included in the Benchmark or with weightings different to that of the Benchmark. There can be no guarantee that the Fund will match or exceed the performance of the Benchmark.

*Recommendation: the Fund may not be appropriate for investors who plan to withdraw their money within 5 years.*

### Risk and Reward Profile



The risk category is based on historical data and may not be a reliable indicator of the future risk profile of the Fund. The risk category shown is not guaranteed and may change over time.

The numerical scale is complex. For example, 2 is not twice as risky as 1. The gap between 1 and 2 might not be the same as the gap between 5 and 6. A category 1 fund is not a risk-free investment – the risk of losing your money may be small, but the chance of making gains is also limited.

The Fund is in its risk category as shown above as it typically produces higher rewards than other funds (such as money market funds) and is higher risk as a result of investing in bonds worldwide and in the UK.

**Risks materially relevant to the Fund which may not be adequately captured by the indicators:**

- **Investment risk:** the Fund may not achieve its investment objective and the value of shares in the Fund may fall.
- **Credit and settlement risk:** the issuers of bonds or other instruments that the Fund buys, or other parties with whom the Fund trades, may not be able to make payments or deliver instruments to the Fund. As a result, this could lead to a loss.

- **Interest rate risk:** interest rate movements affect the value of bonds. The price of a bond generally falls when interest rates rise. Bonds with a final payment date further into the future (longer maturity bonds) are more sensitive to changes in interest rates.
- **Currency risk:** the Fund invests in assets which are priced in overseas currencies other than the Fund's base currency (British Pounds). Changes in exchange rates may lead to fluctuations in the value of your investment. The Fund may use techniques to try to limit currency exchange risk.
- **Derivatives risk:** the value of a derivative depends primarily on the performance of the underlying asset. A small movement in the value of the underlying asset may cause a large movement in the value of the derivative. The Fund is exposed to the risk that the other party to the derivative will not meet its obligations

See also the description of risks applicable to the Fund in "Risk Factors" in the Fund's prospectus.

## Charges for this Fund

These charges you pay are used to pay the costs of running the Fund, including the costs of marketing and distribution. Overall, they reduce the potential growth of your investment.

### One-off charges taken before or after you invest

Entry charge	None
Exit charge	None

This is the maximum that might be taken out of your money before it is invested and before the proceeds of your investment are paid out.

### Charges taken from the Fund over a year

Ongoing charge	0.50%
----------------	-------

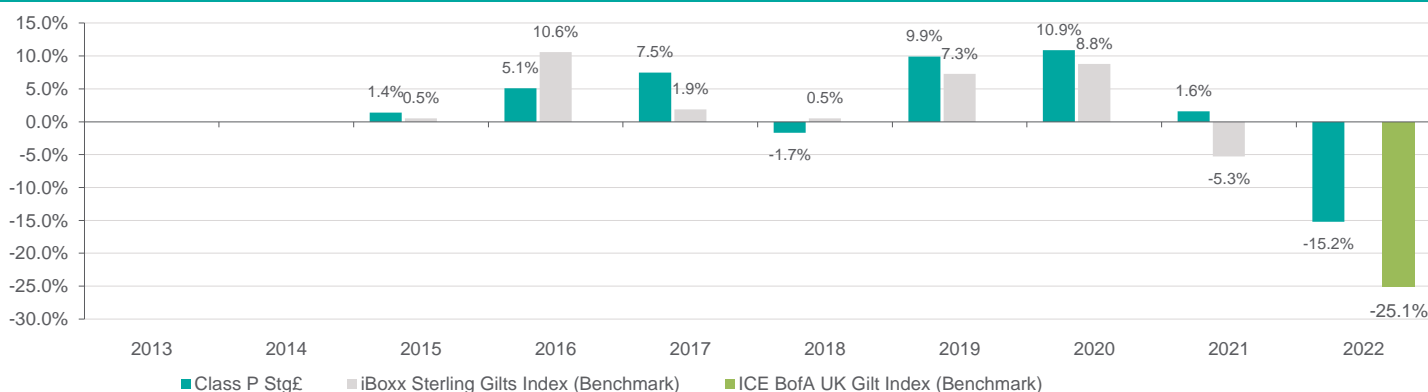
### Charges taken from the Fund under specific conditions

Performance fee	None
-----------------	------

The ongoing charges figure is based on expenses for the year ending August 2023. This figure may vary from year to year. It excludes portfolio transaction costs, except in the case of an entry/exit charge paid by the Fund when buying or selling units in another collective investment undertaking.

**For more information about charges, see "Fees and Expenses", "Subscription Price" and "Repurchase Price" in the Fund's prospectus.**

## Past Performance



### Performance in the past is not a reliable indicator of future results.

In general, past performance takes account of all ongoing charges but not any entry, exit or switching charge.

Past performance is calculated in British Pounds.

The Fund launched on 11 January 2010. The class launched on 8 January 2014.

As of 25 May 2022 the benchmark has changed from the iBoxx Sterling Gilts Index to the ICE BofA UK Gilt Index. The past performance data shown in the chart for annual periods up to 2022 relates to the previous benchmark, iBoxx Sterling Gilts Index. The past performance data shown for 2022 reflects the blended return of the iBoxx Sterling Gilts Index ending 24 May 2022 and ICE BofA UK Gilt Index (the current benchmark index) from 25 May 2022.

## Practical Information

Depository: RBC Investor Services Bank S.A., Dublin Branch.

Information about the umbrella Waverton Investment Funds plc, its sub-funds and available share classes, including the prospectus and the latest annual and half-yearly reports of the umbrella, can be obtained in English free of charge from the administrator, RBC Investor Services Ireland Limited, 4th Floor, One George's Quay Plaza, George's Quay, Dublin 2, Ireland and at [www.waverton.co.uk](http://www.waverton.co.uk).

Details of the up-to-date remuneration policy of the management company are published online at <https://bridgefundmanagement.mjudson.com/disclosures/>. This includes the description of how remuneration and benefits are awarded for employees, and information on the remuneration committee. The Management Company provides a paper copy free of charge upon request.

The currency of the class is British Pounds. The price of

shares is published on each working day and is available online, along with other practical information about the Fund, at [www.waverton.co.uk](http://www.waverton.co.uk).

**Tax Legislation:** Irish tax legislation may have an impact on your tax position. You are advised to seek professional advice concerning possible taxation or other consequences of an investment in shares.

**Liability Statement:** Waverton Investment Funds plc may be held liable solely on the basis of any statement contained in this document that is misleading, inaccurate or inconsistent with the relevant parts of the prospectus for the Fund.

This Fund is a sub-fund of Waverton Investment Funds plc which is an umbrella fund with segregated liability between sub-funds. This means that the assets and liabilities of each sub-fund are segregated by law.

**MJ Hudson Fund Management (Ireland) Limited is authorised in Ireland and regulated by the Central Bank of Ireland.**

**This key investor information is accurate as at 18 October 2023.**

## Key Investor Information

This document provides you with key investor information about this fund. It is not marketing material. The information is required by law to help you understand the nature and the risks of investing in this fund. You are advised to read it so you can make an informed decision about whether to invest.

### Fidelity Index US Fund

a sub-fund of Fidelity Investment Funds

Fidelity Index US Fund P Accumulation Shares  
(ISIN:GB00BJS8SH10)

This fund is managed by FIL Investment Services (UK) Limited

### Objectives and Investment Policy

The fund aims to track the performance (before fees and expenses are applied) of the S&P 500 (NUK) Index, thereby seeking to increase the value of your investment over 5 years or more.

The fund uses an index tracking (passive) investment approach whereby it aims to replicate the composition of the index. However, for practical reasons and/or to reduce the dealing costs of the fund, it may not invest in every company share in the index or at its weighting within the index.

As well as investing directly in company shares, the fund will achieve exposure indirectly using derivatives, such as exchange traded index futures, for example at the time of cash inflows to remain fully invested or to reduce transaction costs.

Derivatives are investments whose value is linked to another investment, or to the performance of a stock exchange or to some other variable factor, such as interest rates and used to reduce risk or transaction costs and/or to generate extra income or further increase the value of your investment.


To manage the cash position, the fund may invest in other investment types such as liquidity funds (including those managed by Fidelity).

Income earned by the fund is paid into the fund and reflected by an increase in the value of each share.

Shares can usually be bought and sold each business day of the fund.

Note: The S&P 500 index is a product of S&P Dow Jones Indices LLC and has been licensed to FIL Investment Management Limited ("FIL"). The Fidelity Index US Fund is not sponsored, endorsed, sold, or promoted by S&P Dow Jones Indices LLC or its affiliates and neither S&P Dow Jones Indices LLC, its affiliates, or their respective third party licensors make any representation regarding the advisability of investing in such product. S&P 500® is a registered trademark of Standard & Poor's Financial Services LLC and has been licensed to FIL. NUK means Net Total Return (WHT 15%). NUK is a customised index variant, designed and maintained by S&P, which aligns more closely with this fund's withholding tax treatment.

### Risk and Reward Profile



Historical data may not be a reliable indication for the future.

The risk category shown is not guaranteed and may change over time.

The lowest category does not mean a "risk free" investment.

The risk and reward profile is classified by the level of historical fluctuation of the Net Asset Values of the share class, and within this classification, categories 1-2 indicate a low level of historical fluctuations, 3-5 a medium level and 6-7 a high level.

The value of your investment may fall as well as rise and you may get back less than you originally invested.

The fund may invest in instruments denominated in currencies other than the fund base currency. Changes in currency exchange rates can therefore affect the value of your investment.

This Fund is categorised in risk class 6 because, in accordance with the investment policy, the value of the investments may fluctuate considerably. Consequently, both the expected return and the potential risk of loss may be high. Fidelity International's partial swing pricing policy can cause differences in the fund's performance versus the index.

A fund's performance tracking may be affected if the times at which a fund and its benchmark index are priced are different. The fund is priced at midday UK time, and the index is priced when the relevant stock markets close. This can cause apparent differences in the fund's performance versus that of the index than if the fund and the index were priced at the same time.

Fidelity International's partial swing pricing policy can cause differences in the fund's performance versus the index. A fund's performance tracking may be affected if the times at which a fund and its benchmark index are priced are different. The fund is priced at midday UK time, and the index is priced when the relevant stock markets close. This can cause apparent differences in the fund's performance versus that of the index than if the fund and the index were priced at the same time.

## Charges for this fund

The charges you pay are used to pay the costs of running the fund, including the costs of marketing and distributing it. These charges reduce the potential growth of your investment.

One-off charges taken before or after you invest	
Entry charge	N/A
Exit charge	N/A
The entry and exit charges shown are maximum figures. In some cases you might pay less - you can find this out from your financial adviser / distributor.	
Charges taken from the fund over a year	
Ongoing charges	0.06%
Charges taken from the fund under certain specific conditions	
Performance fee	N/A

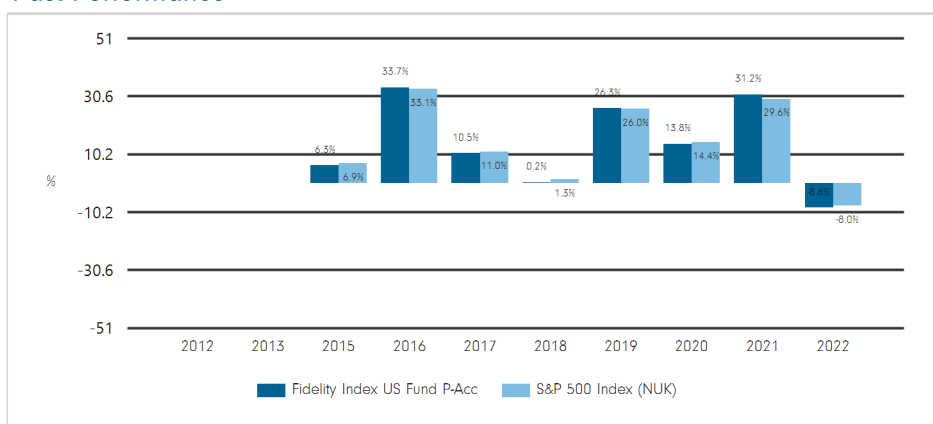
This is the maximum that might be taken out of your money before it is invested or before the proceeds of your investment are paid out.'

The ongoing charges figure is based on expenses for the year ending 28 February 2022. This figure may vary from year to year. It excludes:

- performance fees (where applicable);
- portfolio transaction costs, except in the case of an entry/exit charge paid by the fund when buying or selling units in another collective investment undertaking.

For more information about charges, including the possibility that swing pricing may apply, please consult the most recent Prospectus.

## Past Performance



Past performance is not a guide to future performance results.

If any, the past performance shown takes into account the ongoing charges with exception of any applicable entry/exit charges.

The fund was launched on 19 November 2012. This class was launched on 3 March 2014.

Past performance has been calculated in GBP.

If applicable, events in the fund's life which may have affected the performance history are highlighted as an '\*\*' in the chart, which may include changes to the fund's objective and details of such events can be found on our website or by requesting it from your appointed representative or your usual Fidelity contact. If applicable, the Objectives and Investment Policy section shall refer to a benchmark and information on previous benchmarks may be found in the annual report and accounts.

## Practical Information

**Depositary:** J.P. Morgan Europe Limited.

This key information document describes a sub-fund of Fidelity Investment Funds (the "Fund"). The prospectus and periodic reports are prepared for the entire Fund.

For more information, please consult the prospectus and latest reports and accounts which may be obtained free of charge in English from FIL Investment Services (UK) Limited. These documents and details of the remuneration policy are available via <https://www.fil.com>.

The tax legislation in United Kingdom may have an impact on your personal tax position. For further details you should consult a tax advisor.

FIL Investment Services (UK) Limited may be held liable solely on the basis of any statement contained in this document that is misleading, inaccurate or inconsistent with the relevant parts of the prospectus for the investment company.

The Net Asset Value of the fund is available at the registered office of FIL Investment Services (UK) Limited, and at [www.fidelityinternational.com](http://www.fidelityinternational.com).

The assets and liabilities of the fund are segregated by law from those of other sub-funds and there is no cross-liability among the sub-funds.

You may have the right to switch from this share class into the same or possibly other share class types of another sub-fund of the Fund. Details on switching rules may be found in the Prospectus.

This fund is authorised in United Kingdom and regulated by Financial Conduct Authority (FCA).

FIL Investment Services (UK) Limited is authorised in United Kingdom and regulated by Financial Conduct Authority (FCA).

This key investor information is accurate as at 17/02/2023.





## Key Investor Information

This document provides you with key investor information about this Fund. It is not marketing material. The information is required by law to help you understand the nature and the risks of investing in this Fund. You are advised to read it so you can make an informed decision about whether to invest.

### Invesco Tactical Bond Fund (UK) (the "Fund")

### A fund of Invesco Fixed Interest Investment Series (the "Company")

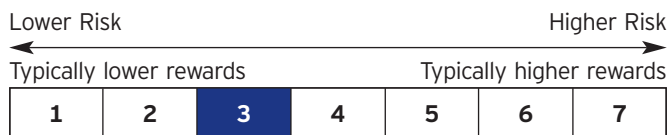
### Y Accumulation share class (ISIN: GB00BJ04KC60) (the "Share Class")

The Fund is managed by Invesco Fund Managers Limited, part of the Invesco Group.

#### Objectives and Investment Policy

- The objective of the Fund is to achieve income and capital growth over the medium to long term (3 to 5 years plus).
- The Fund invests through a flexible allocation to corporate and government debt securities (which may be investment grade, non-investment grade or have no credit rating) and cash.
- The Fund can potentially be fully invested in cash and near cash instruments depending on market conditions.
- The Fund may use derivatives (complex instruments) for investment purposes and to manage the Fund more efficiently, with the aim of reducing risk, reducing costs and/or generating additional capital or income.
- The Fund has an active investment approach based on fund manager judgement supported by macroeconomic and credit risk analysis, with an emphasis on valuation, and is not constrained by a benchmark.
- The reference to (UK) in the Fund's name only relates to the Fund's domicile and is unrelated to the Fund's objective and investment policy.
- You can buy, sell and switch shares in the Fund on any Dealing Day (as defined in the Prospectus).
- Any income from your investment will be reinvested.
- Recommendation: The Fund may not be appropriate if you plan to withdraw your money within 5 years.

#### Risk and Reward Profile



- The Share Class is in risk category 3 due to the rises and falls of its price or simulated data in the past.
- As the Share Class' risk category has been calculated using historical data, it may not be a reliable indication of the Share Class' future risk profile.
- The risk category may change in the future and is not guaranteed.
- The lowest category does not mean a risk free investment.

#### Other Risks

- The value of investments and any income will fluctuate (this may partly be the result of exchange rate fluctuations) and you may not get back the full amount invested. Over time, inflation may erode the value of investments.
- The securities that the Fund invests in may not always make interest and other payments nor is the solvency of the issuers guaranteed. Market conditions, such as a decrease in market liquidity for the securities in which the Fund invests, may mean that the Fund may not be able to sell those securities at their true value. These risks increase where the Fund invests in high yield or lower credit quality bonds.
- The Fund has the ability to make significant use of financial derivatives (complex instruments) which may result in the Fund being leveraged and can result in large fluctuations in the value of the Fund. Leverage on certain types of transactions including derivatives may impair the Fund's liquidity, cause it to liquidate positions at unfavourable times or otherwise cause the Fund not to achieve its intended objective. Leverage occurs when the economic exposure created by the use of derivatives is greater than the amount invested resulting in the Fund being exposed to a greater loss than the initial investment.
- The Fund may be exposed to counterparty risk should an entity with which the Fund does business become insolvent resulting in financial loss.
- As the Fund can rapidly change its holdings across the fixed income and debt spectrum and cash, this can increase its risk profile.
- The Fund's performance may be adversely affected by variations in the relative strength of world currencies or if Sterling strengthens against those currencies.
- The Fund has the ability to invest more than 35% of the value in Government and public securities issued or guaranteed by a single body.
- The Fund's performance may be adversely affected by variations in interest rates.
- The Fund may invest in contingent convertible bonds which may result in significant risk of capital loss based on certain trigger events.
- A more detailed description of risk factors that apply to this Fund is set out in Section 29 of the Prospectus.

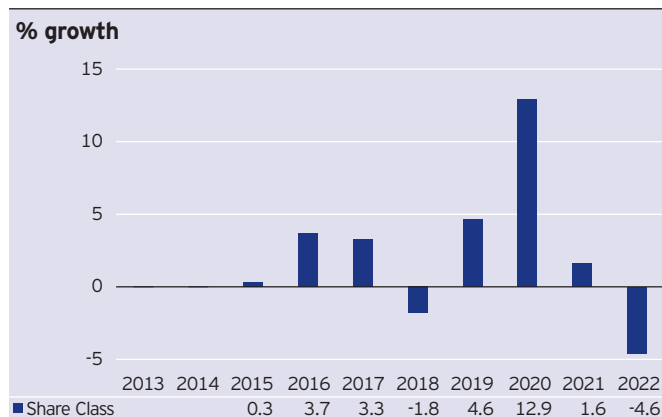
## Charges

The charges you pay are used to pay the costs of running the Fund, including the costs of marketing and distributing it. These charges reduce the potential growth of your investment.

One-off charges taken before or after you invest	
<b>Entry charge</b>	None
<b>Exit charge</b>	None
Any charges shown above are the maximum that might be taken out of your money before it is invested.	
Charges taken from the Share Class over a year	
<b>Ongoing charge</b>	0.70%
Charges taken from the Share Class under certain specific conditions	
<b>Performance fee</b>	None

- The ongoing charge figure reflects the fund management fee, a fixed fee. The figure excludes indirect ongoing costs and portfolio transaction costs.
- For a full breakdown of the fund's charges please see the Costs and Charges document on our website: [www.invesco.com/uk/icvc-charges](http://www.invesco.com/uk/icvc-charges)

## Past Performance



- Fund launch date: 01 February 2010.
- Share Class launch date: 01 April 2014.
- The base currency of the Fund is Sterling.
- Performance figures are calculated in Sterling.
- Performance figures are calculated inclusive of reinvested income and net of the ongoing charge and portfolio transaction costs.
- Past performance is not a guide to future returns.

## Practical Information

- Depository: Citibank UK Limited
- The UK tax regime may have an impact on your personal tax position.
- Invesco Fund Managers Limited may be held liable solely on the basis of any statement contained in this document that is misleading, inaccurate or inconsistent with the relevant parts of the Prospectus.
- The Company is structured by having different funds. The assets and liabilities of each fund are segregated by UK Law. As a consequence the assets of the Fund will not be available to meet the liabilities of another fund within the Company.
- You are entitled to switch from this Fund to another fund within the Invesco ICVC fund range on request.
- More share classes are available for this Fund. You can find more information on our website.
- You can check the latest price for this Share Class on our website.
- Information on our remuneration policy is available on our website and can be obtained, free of charge, upon request.
- Further details can be found in the Prospectus and the Annual and Interim Reports, which can be obtained in English, free of charge, from [www.invesco.co.uk](http://www.invesco.co.uk) or by calling us on 0800 085 8677.

This Fund is authorised in the United Kingdom and regulated by the Financial Conduct Authority.  
Invesco Fund Managers Limited is authorised in the United Kingdom and regulated by the Financial Conduct Authority.  
This Key Investor Information is accurate as at 31 January 2023.



# Artemis US Smaller Companies Fund (the “fund”)

**Class I accumulation shares, GBP [ISIN: GB00BMMV5766]**

A sub-fund of Artemis Investment Funds ICVC.

The fund is managed by Artemis Fund Managers Limited.

## KEY INVESTOR INFORMATION

This document provides you with key investor information about this fund. It is not marketing material. The information is required by law to help you understand the nature and risks of investing in the fund. You are advised to read it so you can make an informed decision about whether to invest.

## OBJECTIVES AND INVESTMENT POLICY

### Objective

To grow capital over a five year period.

### Investment policy

#### What the fund invests in

- 80% to 100% in shares of smaller companies which, when first acquired, have a market value of less than USD 10 billion.
- Up to 20% in bonds, cash and near cash, other transferable securities, other funds (up to 10%) managed by Artemis and third party funds, and money market instruments.

#### Use of derivatives

The fund may use derivatives for efficient portfolio management purposes to:

- reduce risk
- manage the fund efficiently.

#### Where the fund invests

- United States of America, including companies in other countries that are headquartered or have a significant part of their activities in the USA.

#### Industries the fund invests in

- Any

#### Other limitations specific to this fund

- None

### Investment strategy

- The fund is actively managed.
- The manager uses multiple sources of information, both to generate ideas and to assist in validating and testing candidate companies for investment. This is complemented by techniques such as data mining (examining large databases of information) and financial analysis.
- External research is also used in order to tap into knowledge already available and to look for different views.
- The manager carries out a significant amount of analysis of wider economic trends to understand cyclical and long-term trends and the outlook.

### Benchmarks

- Russell 2000 TR GBP**  
A widely-used indicator of the performance of US smaller companies, in which the fund invests in. It acts as a ‘comparator benchmark’ against which the fund’s performance can be compared. Management of the fund is not restricted by this benchmark.
- IA North American Smaller Companies NR**  
A group of other asset managers’ funds that invest in similar asset types as this fund, collated by the Investment Association. It acts as a ‘comparator benchmark’ against which the fund’s performance can be compared. Management of the fund is not restricted by this benchmark.

### Other information

- Dealing frequency:** Normally Monday to Friday except UK public holidays and non-dealing days. Visit [www.artemisfunds.com/non-dealing-days](http://www.artemisfunds.com/non-dealing-days) for more information. Instructions received before 12 noon UK time will be processed at 12 noon on the same day.
- Distribution policy:** This is an accumulation class. Income received is reinvested in the value of the fund.

## RISK AND REWARD PROFILE



- The fund is in the category shown due to historic volatility (how much and how quickly the value of shares in the fund may have risen and fallen in the past due to movements in markets, currencies and interest rates). It may not be a reliable indication of the future risk profile of the fund.
- The risk category has been calculated using historic data and may not be a reliable indicator of the fund’s future risk profile.
- A risk indicator of “1” does not mean that the investment is “risk free”.

### The risk indicator may not fully take into account the following risks and the following may affect fund performance:

- Market volatility risk:** The value of the fund and any income from it can fall or rise because of movements in stockmarkets, currencies and interest rates, each of which can move irrationally and be affected unpredictably by diverse factors, including political and economic events.
- Currency risk:** The fund’s assets may be priced in currencies other than the fund base currency. Changes in currency exchange rates can therefore affect the fund’s value.
- Concentration risk:** The fund may have investments concentrated in a limited number of holdings. This can be more risky than holding a wider range of investments.
- Smaller companies risk:** Investing in small and medium-sized companies can involve more risk than investing in larger, more established companies. Shares in smaller companies may not be as easy to sell, which can cause difficulty in valuing those shares.

Please refer to the fund’s prospectus for full details of these and other risks which are applicable to this fund.

## CHARGES FOR THE FUND

### One-off charges taken before or after you invest

Entry charge	None
Exit charge	None

**This is the maximum that might be taken out of your money before it is invested or before the proceeds of your investment are paid out.**

### Charges taken from the fund over a year

Ongoing charge	0.870%
----------------	--------

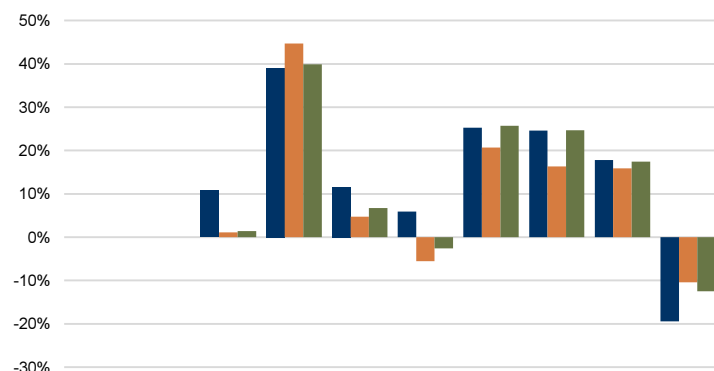
### Charges taken from the fund under certain specific conditions

Performance fee	None
-----------------	------

- The charges you pay are used to pay the costs of running the fund, including the costs of marketing and distributing it. The charges reduce the potential growth of your investment.
- The ongoing charges figure is an estimate rather than a historic figure because this better reflects the expected future charges. The charges may vary from year to year. The exact charges made for each financial year are contained in the fund's annual report.
- The annual management charge is taken from income.

For more information about charges, please see the fund's prospectus, which is available at [www.artemisfunds.com](http://www.artemisfunds.com) or [www.fundinfo.com](http://www.fundinfo.com).

## PAST PERFORMANCE



	2013	2014	2015	2016	2017	2018	2019	2020	2021	2022
■ Class I accumulation shares, GBP			10.7%	39.1%	11.6%	5.9%	25.3%	24.6%	17.8%	-19.4%
■ Russell 2000 TR GBP			1.1%	44.7%	4.7%	-5.5%	20.7%	16.3%	15.9%	-10.4%
■ IA North American Smaller Companies NR			1.4%	39.9%	6.7%	-2.6%	25.7%	24.7%	17.4%	-12.5%

- Class I accumulation shares, GBP
- Russell 2000 TR GBP
- IA North American Smaller Companies NR

- Past performance is net of all charges except any costs incurred when investors buy or sell the fund.
- This class may have charges or a hedging approach different from those in the IA sector benchmark.
- How the fund has performed in the past is not a guide to how it will perform in the future.
- Performance is calculated in sterling.
- Fund launch date: 27 October 2014.
- Class launch date: 27 October 2014.

## PRACTICAL INFORMATION

**Depository:** Northern Trust Investor Services Limited.

**Further information:** Can be obtained from the fund's prospectus and the latest annual and half-yearly reports. The documents are in English and are available free of charge. These can be found, along with other information such as the price of the fund's classes by contacting Artemis or visiting [www.fundinfo.com](http://www.fundinfo.com).

**Sub-fund assets:** The assets of each sub-fund belong exclusively to it and are not available to meet the liabilities of any other sub-fund or Artemis Investment Funds ICVC.

**Remuneration policy:** Information about Artemis' remuneration policy is available at [www.artemisfunds.com](http://www.artemisfunds.com); a paper copy is available free of charge on request.

**Tax legislation:** UK tax legislation that applies to the fund may have an impact on your personal tax position.

**Liability:** Artemis Fund Managers Limited may be held liable solely on the basis of any statement contained in this document that is misleading, inaccurate or inconsistent with the relevant parts of the prospectus for the fund.

**Glossary:** For more information about some of the terms used in this document, please visit [www.artemisfunds.com/glossary](http://www.artemisfunds.com/glossary).

**Switches:** Subject to any restrictions on the eligibility of investors for a particular class, you can switch your investments between funds or classes in the Artemis range. For further information, please refer to the prospectus or contact Artemis.

**Contact Artemis:** Visit [www.artemisfunds.com](http://www.artemisfunds.com) or call 0800 092 2051.

**Authorisation and regulation:** The fund is authorised in the UK by the Financial Conduct Authority. Artemis Fund Managers Limited is authorised and regulated in the UK by the Financial Conduct Authority.

This key investor information document is accurate as at 6 March 2023.

This document provides you with key investor information about this fund. It is not marketing material. The information is required by law to help you understand the nature and the risks of investing in this fund. You are advised to read it so you can make an informed decision about whether to invest.

## TwentyFour Corporate Bond Fund

a Fund of TwentyFour Global Investment Funds plc  
**GBP Accumulation Class (IE00BSMTGJ19)**

This Fund is managed by KBA Consulting Management Limited

### Objectives and Investment Policy

#### Investment Objective

The Fund aims to generate a return greater than the median return (the return which is the mid-point between the lowest and highest returns over the relevant term) of the UK's Investment Association's (IA) £ Corporate Bond Sector over the medium to long-term based on a combination of income (income received through its investments such as interest received on bonds) and capital growth (the increase in value/price of investments held by the Fund).

#### Investment Policy

To fall within an IA sector, a fund has to fulfil certain criteria set out by the IA. As at the date of this document, the IA £ Corporate Bond Sector specifications say that to be considered for this sector a fund should invest at least 80% of its assets in sterling denominated (or hedged back to Sterling) investment grade (meaning any investment with a rating of at least Baa3 from Moody's, BBB- from Standard & Poor's, or BBB- from Fitch or higher – these are agencies that rate creditworthiness) corporate bond securities (debt issued by companies). As such, the majority of the Fund's investments will be components of and have similar weightings to the IA £ Corporate Bond Sector. The Investment Manager may use its discretion to invest in securities not included in the IA £ Corporate Bond Sector to take advantage of specific investment opportunities with the aim of outperforming the IA £ Corporate Bond Sector. In addition, the Fund may use the iBoxx GBP Corporate Bond Index as a secondary reference benchmark in marketing materials as against which performance of the Fund may be compared.

While the Fund will primarily invest in investment grade sterling denominated bonds, or bonds denominated in currencies other than sterling but hedged to sterling, it may also invest a portion of its portfolio (but not exceeding 20% of the Net Asset Value (NAV) of the Fund) in high yield issues.

High yield issues (or bonds) are typically considered to have a comparatively higher risk of default than investment grade bonds, and therefore would have a lower credit rating. Investing into these issues will increase the level of risk inherent in the Fund.

Investments will be selected based on:

(1) how they affect the Fund in meeting the specifications of the IA £ Corporate Bond Sector;

(2) the Investment Manager's analysis of their potential to provide the Fund with income and/or capital growth; and

(3) their ability to contribute towards the investment objective. The Fund will not invest in other collective investment schemes.

The Fund may invest in financial derivatives (investments which allow the Fund exposure to an asset through a financial contract rather than investing directly in the asset) to try and reduce the effect of exchange rate movements on the Fund's investments, and to manage risks. A full list of the financial derivatives which the Fund may utilise is set out in section entitled 'Investment Policies' in the supplement to the prospectus.

#### Benchmark

The Fund is actively managed, meaning that investment decisions are made on a discretionary basis. The Fund is managed with reference to the IA £ Corporate Bond Sector for performance outperformance only. Additionally the Fund may use the iBoxx GBP Corporate Bond Index to compare performance only.

#### Investment Horizon

Recommendation: this Fund may not be appropriate for investors who plan to withdraw their money within 5 years. For the full investment objective and policy details, please read the prospectus fully.

#### Income

All income received is reinvested.

#### Fund Currency

The currency of the Fund is GBP.

#### Subscription and Redemption

You can buy and sell shares on any dealing day in London and Dublin.

**For the full investment objective and policy details, please read the prospectus fully.**

### Risk and Reward Profile



The risk and reward indicator illustrates where the Sub-Fund is positioned in terms of its possible risks relative to its potential rewards. The higher the Sub-Fund's position on this scale, the greater the possible reward, but also the greater risk of losing money. This risk indicator is calculated using historical data, which cannot be used as a prediction for the future. Therefore the risk classification may change over time. Even if the Sub-Fund is in the lowest risk class you can lose money, as no investments are entirely risk free.

#### Why is this Sub-Fund in this category?

The Fund is currently in category 4 (denoting a lower risk investment) because it invests primarily in bonds which are investment grade.

#### Are there any other particular Risks?

**Capital Loss** - the risk that the value of your investment may decrease, and you may not get back the original amount invested.

**Interest Rate Risk** – as interest rates rise, bond prices typically fall. And vice versa.

**Inflation Risk** – if inflation increases, your investment return may decrease

**Credit and Counterparty Risk** – the risk that the issuer of a debt security, or a counterparty to a derivatives contract may not be able to meet interest, principal or settlement payments or otherwise honour its obligations. This would cause losses to the Fund. There is no guarantee that an asset which provides security for a bond will maintain its value.

**Liquidity Risk** – there is a risk that market conditions may affect the Fund's ability to buy or sell assets at the price the Fund would like.

**Currency Risk** – investing overseas can bring about additional returns and spread risk to different markets, but there are risks that changes in currency rates may cause the value of your investment to change. Any currency risk reduction techniques may have an effect on the value of your investment.

**Derivative Risk** – derivatives are complex instruments. We can, and sometimes do, use derivatives to help reduce risk, but we may not be fully successful. Derivatives can also reduce investment gains, and may result in greater fluctuations of the Fund's NAV.

For more information on pertinent investment risks, please read the section entitled 'Risk Factors' in the prospectus.

## Charges for this Fund

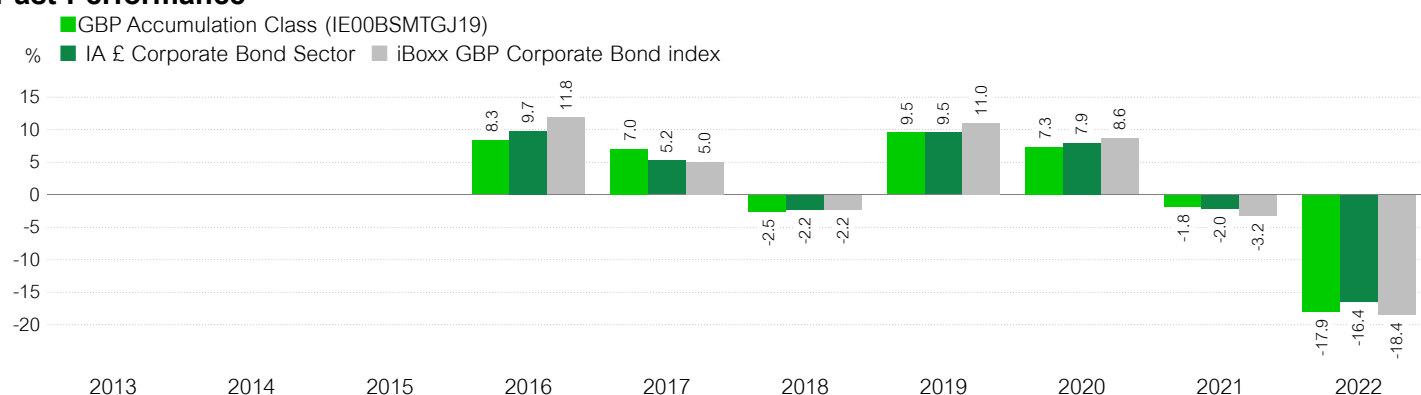
One-off charges that may be taken before or after you invest	
Entry charge	none
Exit charge	none
This is the maximum that might be taken out of your money –	
Charges taken from the Fund over a year	
Ongoing charge	0.56%
Charges taken from the Fund under certain specific conditions	
Performance fee:	none

The charges paid are used to pay the costs of running the fund, including the costs of marketing and distribution. These costs reduce the potential growth of the value of the Fund.

The ongoing charges are annualised and can vary from year to year, are calculated as at 31/12/2022 and exclude performance fee and transaction costs, but include the investment management fee. Full details on the exact charges and costs are published in the annual report of the fund.

More detailed information on charges can be found in the prospectus under the section entitled 'Fees and Expenses'.

## Past Performance



Past performance is no indication of future results. All fund performance data are based on NAV/Share values. Performance is calculated after deduction of ongoing charges. Any entry/exit fees are excluded from the calculation.

Past performance is calculated in GBP.

The Sub-Fund was launched on 15/01/2015. The share class was launched on 03/02/2015.

## Practical Information

### Depositary

Northern Trust Fiduciary Services (Ireland) Limited acts as depositary to the Fund.

### Further Information

Further information about the Fund and copies of the prospectus, annual and half yearly reports of the Company may be obtained free of charge in English upon request from 32 Molesworth Street, Dublin 2, the registered office of the Company.

The Company has segregated liability between its funds and as such your investment in the Fund will not be affected by claims against any other sub-fund of the Company and any liability incurred on behalf of or attributable to any fund shall be discharged solely out of the assets of that fund. This document relates only to the share class of the Fund referred to on page 1 and not any other share classes that may exist.

Details of the up-to-date remuneration policy of the Manager (including a description of how remuneration and benefits are calculated and the identity of persons responsible for awarding the remuneration and benefits) are available on [www.kbassociates.ie](http://www.kbassociates.ie). A paper copy will be made available upon request and free of charge by the Manager.

### Price Publication

The Net Asset Value per share shall be made public at the office of the administrator on each dealing day.

### Switching between Funds

Subject to any restrictions on the eligibility of investors for a particular share class, a shareholder in the Fund may be able at any time to switch all or some of his/her shares into another class or fund in the Company. Please see the prospectus for full details.

In order to ensure that the Fund operates at the optimum size for the Fund's strategy, the Directors have exercised their discretion and may apply a restriction on new investors subscribing into the Fund. For further information relating to this subscription restriction, you should contact [sales@twentyfouram.com](mailto:sales@twentyfouram.com).

### Liability Statement

KBA Consulting Management Limited may be held liable solely on the basis of any statement contained in this document that is misleading, inaccurate or inconsistent with the relevant parts of the prospectus for the Company.

### Tax Legislation

You should be aware that tax legislation in Ireland (where the Fund is authorised) may affect your personal tax position.

# Key Investor Information Document:

This document provides you with the key investor information about this fund. It is not marketing material. The information is required by law to help you understand the nature and the risks of investing in this fund. You are advised to read it so you can make an informed decision about whether to invest.

## Guinness Global Equity Income Fund (the "fund"), class Y GBP Acc, a sub fund of Guinness Asset Management Funds plc (ISIN: IE00BVYPNY24)

The Fund is managed by Waystone Management Company (IE) Limited.

### Objective & Investment Policy

#### Objective

The fund aims to increase the value of the amount you invest in it over a period of years.

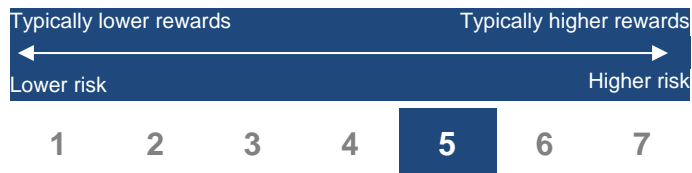
#### Investment Policy

The fund invests in a portfolio of global equities providing an above average yield (i.e. a higher yield than the yield of the overall global equity market), however, the fund may also invest, to a limited extent, in other instruments such as government bonds and corporate fixed income securities of investment grade rating.

#### Essential features of the fund:

- Under normal market conditions the fund intends to invest in at least 20 stocks.
- The fund may invest in securities of companies with a wide range of market capitalizations and in companies domiciled throughout the world, including companies domiciled in or traded on Emerging Markets.
- The bulk of the fund's investments will however be concentrated in liquid shares of companies with a market capitalisation in excess of \$1 billion.
- The fund is considered to be actively managed in reference to the MSCI World Index (the "Benchmark") by virtue of the fact that it uses the Benchmark solely for performance comparison purposes.
- You may sell your investment on any working day in Ireland.
- Any income the fund receives will be reinvested to grow the value of your investment.
- Recommendation: this fund may not be appropriate for investors who plan to withdraw their money within five years.

### Risk and reward profile



- This indicator shows how much a fund has risen and fallen in the past, and therefore how much a fund's returns have varied. It is a measure of a fund's volatility. The higher a fund's past volatility the higher the number on the scale and the greater the risk that investors in that fund may have made losses as well as gains. The lowest number on the scale does not mean that a fund is risk free.
- The fund has been classed as 5 because its volatility has been measured as above average.
- This indicator is based on historical data and may not be a reliable indication of the future risk profile of this fund.
- The risk and reward profile shown is not guaranteed to remain the same and may shift over time.
- Please note that even funds with the lowest rank may lose you money.
- In addition to the level of risk shown by the indicator, there are other risks associated with this fund, as detailed below:
- The fund invests mainly in shares, and the value of these may fall or rise due to a number of factors, including the performance of the company and general stock market and exchange rate fluctuations. The value of your investment may rise or fall and you could get back less than you invest.
- Sustainability Risk - The fund may be subject to sustainability risk, meaning an environmental, social or governance ("ESG") event or condition that, if it occurs, could cause an actual or a potential material negative impact on the value of an investment.
- For full details of the fund's risks, please see the prospectus which may be obtained from the address in 'Practical Information' below.

## Charges

The charges you pay are used to pay the costs of running the fund, including marketing and distributing costs. These charges reduce the potential growth of your investment.

One-off charges taken before or after you invest	
Entry Charge	5%
Exit Charge	None
Charges taken from the fund over a year	
Ongoing Charges	0.79%
Charges taken from the fund under certain specific conditions	
Performance Fee	None

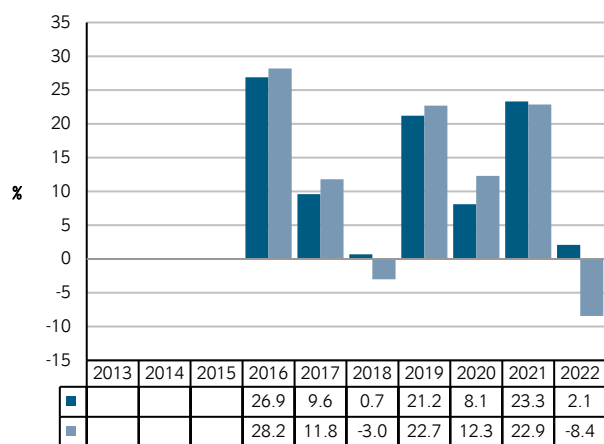
The entry and exit charges shown are maximum figures. This is the maximum that might be taken out of your money before it is invested and before proceeds of your investment are paid out, respectively. In some cases you might pay less - you can find this out from your financial adviser.

The ongoing charges figure is based on expenses as at December 2022. This figure may vary from year to year. It excludes portfolio transaction costs.

For more information about charges please see Section 3 of the Fund's prospectus which is available at <https://www.guinnessgi.com/literature#tab-regulatory-documents>

## Past Performance

■ Guinness Global Equity Income Fund class Y GBP Acc ■ MSCI World Index



- The graph shows annual performance in GBP for the fund with a launch date: 11/03/2015
- Past performance is not an indicator of future performance.
- Performance is after taking account of the ongoing expenses of the fund but does not reflect the impact of any entry or exit charge.
- The Benchmark (MSCI World Index) is not used to define the portfolio composition of the fund or as a performance target and the fund may be wholly invested in securities which are not constituents of the Benchmark.

## Practical Information

Fund Information	The fund is a sub-fund of Guinness Asset Management Funds plc (the "umbrella fund"). Under Irish law there is segregated liability between sub-funds. This means that the assets of one sub-fund may not be used to satisfy the liabilities of another sub-fund. You may switch into another share class, either of this fund or of one of the other sub-funds of the umbrella fund, provided that you meet the criteria for investing in that class. There is no charge for switching. Information about how to switch may be obtained from the administrator.
Practical Information	The fund's administrator is Link Fund Administrators (Ireland) Limited, 4th Floor, 35 Shelbourne Road, Ballsbridge, Dublin, D04 A4E0, Ireland email <a href="mailto:dublinta@linkgroup.ie">dublinta@linkgroup.ie</a>
Further Information	More information is available free of charge from the Administrator or from the website <a href="https://www.guinnessgi.com/">https://www.guinnessgi.com/</a> . This information includes the full prospectus and the latest annual and semi-annual reports, in English and German. The prospectus and reports refer to all sub-funds of the umbrella fund. The latest price is available on the website <a href="https://www.guinnessgi.com/">https://www.guinnessgi.com/</a> .
Remuneration	Details of the Manager's up-to-date remuneration policy, including, but not limited to, a description of how remuneration and benefits are calculated and the identity of persons responsible for awarding the remuneration and benefits are available at <a href="https://www.waystone.com/waystone-policies/">https://www.waystone.com/waystone-policies/</a> and a paper copy of such remuneration policy is available to investors free of charge upon request.
Depository	Brown Brothers Harriman Trustee Services (Ireland) Limited is the depository for this fund.
Tax Legislation	The fund is subject to Irish tax regulations. This may have an impact on your personal tax position.
Liability Statement	Waystone Management Company (IE) Limited may be held liable solely on the basis of any statement contained in this document that is misleading, inaccurate or inconsistent with the relevant parts of the prospectus for the fund.
The fund is authorised in Ireland and regulated by the Central Bank of Ireland. Waystone Management Company (IE) Limited is authorised in Ireland and regulated by the Central Bank of Ireland.	

This key investor information is accurate as at 09/10/2023.



# LIONTRUST

COURAGE · POWER · PRIDE

## SPECIAL SITUATIONS FUND

KEY INVESTOR  
INFORMATION  
DOCUMENT

This document provides you with key investor information about this Fund. It is not marketing material. The information is required by law to help you understand the nature and the risks of investing in this Fund. You are advised to read it so you can make an informed decision about whether to invest.

Liontrust Special Situations Fund is an Authorised Unit Trust and categorised as a UCITS scheme. This document is based upon the I Acc class (ISIN: GB00BG0J2688). This Fund is managed by Liontrust Fund Partners LLP, a subsidiary of Liontrust Asset Management PLC.

### Objective

- The Fund aims to deliver capital growth over the long term (5 years or more).

### Policy

- The Fund is considered to be actively managed in reference to the benchmark(s) in the performance table by virtue of the fact that it uses the benchmark(s) for performance comparison purposes. The benchmark(s) are not used to define the portfolio composition of the Fund and the Fund may be wholly invested in securities which are not constituents of the benchmark.
- The Fund will invest at least 90% of its assets in companies which are incorporated, domiciled or conduct significant business in the United Kingdom (UK).
- The Fund will typically invest 90% (minimum 80%) of its assets in equities or equity related derivatives but may also invest in collective investment schemes (up to 10% of Fund assets), corporate debt securities, other transferable securities, money market instruments, warrants, cash and deposits.
- The Fund is permitted to use derivatives for the purposes of efficient portfolio management and for investment purposes. Please refer to the Derivatives sections in the prospectus for further details.

### Recommendation

- This Fund may not be appropriate for investors who plan to withdraw their money within 5 years.

### How to buy

- You may buy or sell units on a daily basis (but not weekends or Bank Holidays). Orders must be received by 11:59am for execution at 12:00 midday valuation point on the same day. Further details can be found at [www.liontrust.co.uk](http://www.liontrust.co.uk). The Fund is dual priced; it has an offer (buying) price and a bid (selling) price and the difference between these (bid-offer spread) is dependent on the underlying holdings. This means the price investors buying and selling receive is reflective of the underlying transaction costs related to the subscription or redemption to avoid any dilution in the fund's value for existing investors. For a fuller explanation, please visit [www.liontrust.co.uk](http://www.liontrust.co.uk).

### Investment process

- A fundamental principle of competitive markets is that profits regress to the mean. The fund managers believe the secret to successful investing is to identify those few companies that have a durable Economic Advantage which allows them to defy this principle and sustain a higher than average level of profitability for longer than expected.
- Economic Advantage is the collection of distinctive characteristics of a company that competitors struggle to reproduce even if those competitors have understood the benefits arising from those characteristics. In the fund managers' experience, the hardest to replicate characteristics fall into the following three categories of intangible assets:
  - Intellectual property
  - Strong distribution channels
  - Significant recurring business
- Other less powerful but nonetheless important intangible strengths include: franchises and licenses; good customer databases and relationships; effective procedures and formats; strong brands and company culture. These intangible assets produce barriers to competition, protect margins and are capable, in the opinion of the fund managers, of reaping a financial advantage in the form of cash flow returns in excess of the cost of capital. The market rewards excess profitability, particularly when it is higher than consensus expectations.
- To be included in portfolios, companies must possess at least one of the main advantages: intellectual property, strong distribution or recurring business (at least 70% of annual turnover).
- Every smaller company held in the Economic Advantage funds has at least 3% of its equity held by senior management and main board directors. Companies are also assessed for employee ownership below the senior management and board and changes in equity ownership are monitored.

## Risk and reward profile

Lower Risk Typically lower rewards

Higher Risk Typically higher rewards



- This Synthetic Risk and Reward Indicator (SRRI) is based on historical data and may not be relied upon to gauge the future risk profile of the Fund.
- The SRRI shown is not guaranteed to remain the same and may shift over time.
- The lowest category (1) does not mean 'risk free'.
- The Fund's risk and reward category has been calculated using the methodology set by the European Commission. It is based upon the rate by which the Fund or a representative fund or index's value has moved up and down in the past.
- The Fund is categorised 5 primarily for its exposure to UK equities.
- The SRRI may not fully take into account the following risks:
  - that a company may fail thus reducing its value within the Fund;
  - overseas investments may carry a higher currency risk. They are valued by reference to their local currency which may move up or down when compared to the currency of the Fund.
- The Fund may, under certain circumstances, invest in derivatives, but it is not intended that their use will materially affect volatility. Derivatives are used to protect against currencies, credit and interest rate moves or for investment purposes. There is a risk that losses could be made on derivative positions or that the counterparties could fail to complete on transactions. The use of derivatives may create leverage or gearing resulting in potentially greater volatility or fluctuations in the net asset value of the Fund. A relatively small movement in the value of a derivative's underlying investment may have a larger impact, positive or negative, on the value of a fund than if the underlying investment was held instead. The use of

derivative contracts may help us to control Fund volatility in both up and down markets by hedging against the general market.

- The Fund may encounter liquidity constraints from time to time. The spread between the price you buy and sell shares will reflect the less liquid nature of the underlying holdings.
- The Fund may invest in companies listed on the Alternative Investment Market (AIM) which is primarily for emerging or smaller companies. The rules are less demanding than those of the official List of the London Stock Exchange and therefore companies listed on AIM may carry a greater risk than a company with a full listing.
- The Fund will invest in smaller companies and may invest a small proportion (less than 10%) of the Fund in unlisted securities. There may be liquidity constraints in these securities from time to time, i.e. in certain circumstances, the fund may not be able to sell a position for full value or at all in the short term. This may affect performance and could cause the fund to defer or suspend redemptions of its shares.
- The Fund may have both Hedged and Unhedged share classes available. The Hedged share classes use forward foreign exchange contracts to protect returns in the base currency of the Fund.
- Outside of normal conditions, the Fund may hold higher levels of cash which may be deposited with several credit counterparties (e.g. international banks). A credit risk arises should one or more of these counterparties be unable to return the deposited cash.
- Counterparty Risk: any derivative contract, including FX hedging, may be at risk if the counterparty fails.
- ESG Risk: there may be limitations to the availability, completeness or accuracy of ESG information from third-party providers, or inconsistencies in the consideration of ESG factors across different third party data providers, given the evolving nature of ESG.
- For full details of the Fund's risks, please see the prospectus which may be obtained from Liontrust (address overleaf) or online at [www.liontrust.co.uk](http://www.liontrust.co.uk).

# LIONTRUST

COURAGE · POWER · PRIDE

## SPECIAL SITUATIONS FUND

### Charges for this fund

- The charges you pay are used to pay the costs of running the Fund, including the costs of marketing and distributing it. These charges reduce the potential growth of your investment.

#### One-off charges taken before or after you invest

Entry charge	None
Exit charge	None

- This is the maximum that might be taken out of your money before it is invested.

#### Charges taken from the Fund over the year

Ongoing charges	0.80%
-----------------	-------

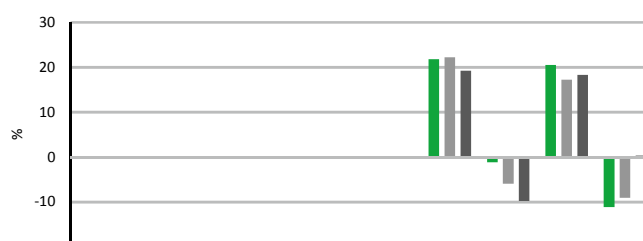
#### Charges taken from the Fund under certain specific circumstances

Performance fee	None
-----------------	------

### Past performance

- Past performance is not a guide to future performance.** It has been calculated on the basis that any distributable income of the Fund has been reinvested. The past performance shown in the chart takes into account all charges except entry and exit charges.
- The Fund launch date is 10 November 2005.
- The I Acc share class launch date is 05 July 2018.
- The base currency of the Fund is pounds sterling.

- The entry and exit charges shown are maximum figures. In some cases you might pay less – you can find this out from your financial adviser or fund platform if you are not using a financial adviser.
- The ongoing charges figure is based on expenses as at 31 December 2022. This figure may vary from year to year. It excludes:
  - portfolio transaction costs, except in the case of an entry/exit charge paid by the UCITS when buying or selling units/shares in another collective investment undertaking.
- For more information about charges and what is included in each charge, please see the Fund's prospectus, which is available electronically at [www.liontrust.co.uk](http://www.liontrust.co.uk) or visit the costs and charges page on our website at [www.liontrust.co.uk/costs-and-charges](http://www.liontrust.co.uk/costs-and-charges).



	2013	2014	2015	2016	2017	2018	2019	2020	2021	2022
■ Liontrust Special Situations I Acc							21.8	-1.2	20.5	-11.2
■ IA UK All Companies							22.2	-6.0	17.2	-9.1
■ FTSE All Share							19.2	-9.8	18.3	0.3

### Practical information

<b>Authorisation</b>	This Fund is authorised in the UK and regulated by the Financial Conduct Authority.
<b>Trustee</b>	Bank of New York Mellon (International) Ltd.
<b>Investment Adviser</b>	Liontrust Investment Partners LLP.
<b>Further information</b>	Copies of the prospectus and the latest annual and half-yearly reports, which are the primary source of additional information, are available, without charge, from Liontrust Fund Partners LLP, 2 Savoy Court, London, WC2R 0EZ. They are also available electronically at <a href="http://www.liontrust.co.uk">www.liontrust.co.uk</a> .
<b>Taxation</b>	UK tax legislation may have an impact upon your own personal tax position.
<b>Fund prices and other information</b>	The Fund's last published price is available from Liontrust Fund Partners LLP at <a href="http://www.liontrust.co.uk">www.liontrust.co.uk</a> or by writing to us at 2 Savoy Court, London, WC2R 0EZ or by telephoning 0344 892 0349 during business hours (9.00am – 5.00pm).
<b>Remuneration</b>	Information on the current remuneration policy of the Fund, including a description of how remuneration and benefits are calculated and the identity of persons responsible for awarding the remuneration and benefits, is available at <a href="http://www.liontrust.co.uk">www.liontrust.co.uk</a> . A paper copy of this information is available free of charge upon request from Liontrust Fund Partners LLP at 2 Savoy Court, London, WC2R 0EZ.

# Key Investor Information

This document provides you with the key investor information about this fund. It is not marketing material. The information is required by law to help you understand the nature and the risks of investing in this fund. You are advised to read it so you can make an informed decision about whether to invest.

## WS Ruffer Diversified Return Fund (the "Fund"), I Accumulation, a fund within WS Ruffer Managed Funds (the "Company") (ISIN: GB00BMWQLQW82)

Waystone Management (UK) Limited is the Authorised Corporate Director of the Fund

### Objective and investment policy

#### Objective

To achieve a positive return (an increase in value of the fund) with a focus on capital preservation in all market conditions after all costs and charges have been taken, over any 12 month period.

There is no guarantee that the objective will be met over any time period and you may get back less than you invest.

#### Investment Policy

To invest globally, including emerging markets (which are countries whose economies are progressing towards becoming advanced) in the following asset classes: equities (company shares), bonds (loans to either a company or government that usually pay interest), alternative investments (property and precious metals), money market instruments (which are short term loans that pay interest) and cash. As part of the equity exposure, the fund may invest in Investment Trusts. Investment in open-ended funds is limited to 10% of total assets by value.

The Investment Manager seeks to create a balanced portfolio by investing in both protective assets, such as bonds, derivatives and cash, and growth assets, such as equities. The Investment Manager seeks to identify opportunities where the potential rewards outweigh the potential risks through analysis of a company's markets, product/service offering, competitive position, financial strength and competence of its management.

Other features of the fund:

- The fund is actively managed. The Investment Manager uses its expertise to select investments for the fund and has the discretion to invest without the need to adhere to a particular benchmark.
- The fund may invest in other funds (including those managed by the Manager, the Investment Manager and their associates).
- The fund will not invest directly in alternative assets, but by using for example other funds.
- The fund can invest across different geographic regions, industry sectors and market capitalisations without limitation.
- You can buy and sell shares in the fund on each business day.
- Income from the fund will be added to the value of your investment.
- Derivatives (whose value is linked to that of another investment, e.g company shares, currencies) may be used for investment purposes and to manage the risk profile of the fund.
- Recommendation: This fund may not be appropriate for investors who plan to withdraw their money within 5 years.

### Risk and reward profile



- This indicator shows how much a fund may have risen and fallen in the past, and therefore how much a fund's returns may have varied. It is a measure of the fund's volatility. As the fund has less than 5 years price history, this calculation incorporates the volatility of an appropriate benchmark index. The higher a fund's past volatility the higher the number on the scale and the greater the risk that investors in that fund may have made losses as well as gains.
- The fund has been classed as 5 because its volatility has been measured as above average.
- This indicator is based on historical data and may not be a reliable indication of the future risk profile of this fund.
- The risk and reward profile shown is not guaranteed to remain the same and may shift over time. The lowest number on the scale does not mean that a fund is risk free.
- Currency Risk: As the fund can be exposed to different currencies, changes in exchange rates may decrease the value of your investment.

- Counterparty Risk: The failure of a firm involved in a transaction with the fund or providing services to the fund may expose the fund to financial loss.
- Emerging Markets Risk: The fund may invest in emerging markets, which are markets in countries that are developing. Emerging markets may have more political and economic risks than developed markets, resulting in price movements that may cause a loss to the fund.
- Changes in Interest Rate Risk: A rise in interest rates generally cause bond prices to fall.
- Credit Risk: The value of a bond may be affected by its credit rating, the lower the rating the higher the risk of the issuer not paying interest or repaying the loan.
- Liquidity Risk: The fund may invest in assets where, in difficult market conditions, there is an increased risk that a position cannot be bought or sold in a timely manner or at a reasonable price and the Manager may suspend dealing in the fund.
- Derivatives Risk: A derivative may not perform as expected and may create losses greater than its cost.
- Alternative Investment Risk: The fund may invest in other investment vehicles to gain indirect exposure to alternative assets such as property and precious metals. Exposure to such investments can involve a higher degree of risk that may increase the risk of investment loss. The performance of such vehicles can be volatile and there is a risk that investors may experience a delay in receiving redemption proceeds.
- For more information about the fund's risks please see the Risk Factors section of the prospectus which is available at [www.waystone.com](http://www.waystone.com).

## Charges for this fund

The charges you pay are used to pay the costs of running the fund. These charges reduce the potential growth of your investment.


One-off charges taken before or after you invest	
Entry Charge	None
Exit Charge	None
Charges taken from the fund over the year	
Ongoing Charges	0.92%
Charges taken from the fund under certain specific conditions	
Performance Fee	None

The ongoing charges figure is based on expenses as at 30 August 2023. The ongoing charges are taken from the income of the fund. They exclude portfolio transaction costs, except in the case of an entry/exit charge paid by the fund when buying or selling units in another collective investment undertaking.

You may also be charged a dilution adjustment (an adjustment to cover dealing costs incurred by the fund) on entry to or exit from the fund.

For more information about charges, please see the Company's prospectus which is available at [www.waystone.com](http://www.waystone.com).

## Past performance



- Past performance is not a guide to future performance.
- The fund was launched in September 2021.
- The share class was launched on 1 September 2021.
- Past performance takes into account all charges and costs

## Practical information

WS Ruffer Managed Funds	This key investor information document describes a fund within the Company. The prospectus and periodic reports are prepared for the entire company.
Documents	You can obtain further detailed information regarding the Fund and the Company's latest Value Assessment report, its Prospectus, latest annual reports and any subsequent half yearly reports free of charge from the Authorised Corporate Director by calling 0345 601 9610 or visiting <a href="http://www.waystone.com">www.waystone.com</a> and also by request in writing to Waystone Management (UK) Limited, PO Box 389, Darlington, DL1 9UF. Details of Waystone Management (UK) Limited remuneration policy (including a description of how remuneration and benefits are calculated and the composition of the remuneration committee) are available at <a href="http://www.waystone.com">www.waystone.com</a> or by requesting a paper copy free of charge (see above for contact details).
Prices of shares and further information	You can check the latest prices by calling 0345 601 9610 or by visiting our website <a href="http://www.waystone.com">www.waystone.com</a> .
Right to switch	Subject to any restrictions on the eligibility of investors for a share class, a shareholder in one fund may be able to switch all or some of his shares in one fund for shares in another fund in the company. See the prospectus for full details.
Fund Segregation	The Company is an umbrella fund with segregated liability between funds. This means that the holdings of this fund are maintained separately under UK law from the holdings of other funds of the Company and your investment in this fund will not be affected by any claims against another fund of the Company.
Depository	The Bank of New York Mellon (International) Limited
Tax	UK tax legislation may have an impact on your personal tax position.
Liability	Waystone Management (UK) Limited may be held liable solely on the basis of any statement contained in this document that is misleading, inaccurate or inconsistent with the relevant parts of the prospectus for the Company.

This fund is authorised in the United Kingdom and regulated by the Financial Conduct Authority (FCA). Waystone Management (UK) Limited is authorised in the United Kingdom and regulated by the FCA.

This key investor information is accurate as at 09/10/2023.