

This document provides you with key investor information about this fund. It is not marketing material. The information is required by law to help you understand the nature and the risks of investing in this fund. You are advised to read it so you can make an informed decision about whether to invest.

## CT DYNAMIC REAL RETURN FUND (THE "FUND")

Class Z Accumulation Shares (GBP) GB00B93TQ868, a sub-fund of Columbia Threadneedle Opportunity Funds (UK) ICVC (the "Company"), regulated by the FCA.

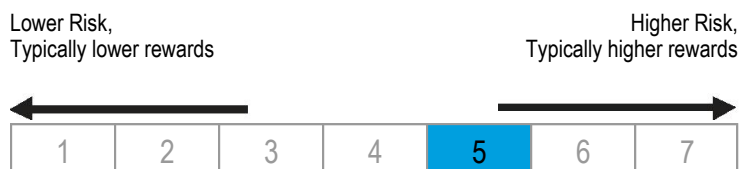
This sub-fund is managed by Threadneedle Investment Services Limited (the "Management Company") (part of the Columbia and Threadneedle group of companies).

### Objectives and Investment Policy

- The Fund aims to provide a rate of return on your investment above inflation (defined as the Consumer Price Index (CPI)), and currently targets an average annual return of CPI +4% when measured over 3 to 5 years, before charges are deducted.
- Regardless of market conditions, the Fund also seeks to deliver a positive return over any 3-year period. However, positive returns are not guaranteed, and no form of capital protection applies.
- The Fund actively manages an exposure to bonds, company shares, money market instruments, cash, currencies, commodities, property and other alternative asset classes on a global basis. The exposure to these asset classes varies over time, as deemed necessary to achieve the investment objective, which may result in the Fund having little or no exposure to certain asset classes.
- The Fund obtains exposure to different asset classes by investing in other collective investment schemes (including funds managed by Columbia Threadneedle companies) or by using derivatives. The Fund may also invest directly in bonds (including government and corporate bonds), company shares, money market instruments, deposits and cash. The Fund does not invest in physical commodities or directly in property.
- In addition to using derivatives for investment purposes, derivatives may be used with the aim of reducing risk or managing the Fund more efficiently. Derivatives are sophisticated investment instruments linked to the rise and fall of the price of other assets.
- Income from investments in the Fund will be added to the value of your shares.
- You can buy or sell shares in the Fund on any day that is a business day in London. You can find more detail on the investment objective and policy of the Fund in the Prospectus. For more information on investment terms used in this document, please see the Glossary available at [columbiathreadneedle.com](http://columbiathreadneedle.com).

### Risk and Reward Profile

The Risk and Reward Indicator table demonstrates where the Fund ranks in terms of its potential risk and reward. The higher the rank the greater the potential reward but the greater the risk of losing money. It is based on past data, may change over time and may not be a reliable indication of the future risk profile of the Fund. The shaded area in the table below shows the Fund's ranking on the Risk and Reward Indicator.



- The Fund is rated 5 based on the Fund's risk limit which indicates that it may show a medium to high level of volatility (how much the value of the Fund goes up and down).
- The lowest category does not mean a risk-free investment.
- The value of investments can fall as well as rise and investors might not get back the sum originally invested.
- As this Fund invests into other funds you should consider the underlying investments and overall risks.
- Where investments are in assets that are denominated in multiple currencies, or currencies other than your own, changes in exchange rates may affect the value of the investments.
- Positive returns are not guaranteed and no form of capital protection applies.
- The Fund invests in securities whose value would be significantly affected if the issuer refused, was unable to or was perceived to be unable to pay.
- The Fund targets returns in excess of inflation. In times of heightened inflation this may not be possible to achieve.
- Changes in interest rates are likely to affect the Fund's value. In general, as interest rates rise, the price of a fixed rate bond will fall, and vice versa.
- The Fund's assets may sometimes be difficult to value objectively and the actual value may not be recognised until assets are sold.
- The Fund may invest materially in derivatives (complex instruments linked to the rise and fall of the value of other assets). A relatively small change in the value of the underlying investment may have a much larger positive or negative impact on the value of the derivative.
- All the risks currently identified as being applicable to the Fund are set out in the "Risk Factors" section of the prospectus.

## Charges

The charges you pay are used to pay the costs of running the Fund, including the costs of marketing and distributing it. These charges reduce the potential growth of your investment.

### One-off charges taken before or after you invest

Entry Charge:	0.00%
Exit Charge:	0.00%

These are the maximum charges that we might take out of your money before it is invested. In some cases, you might pay less and you should speak to your financial adviser about this.

### Charges taken from the fund over a year

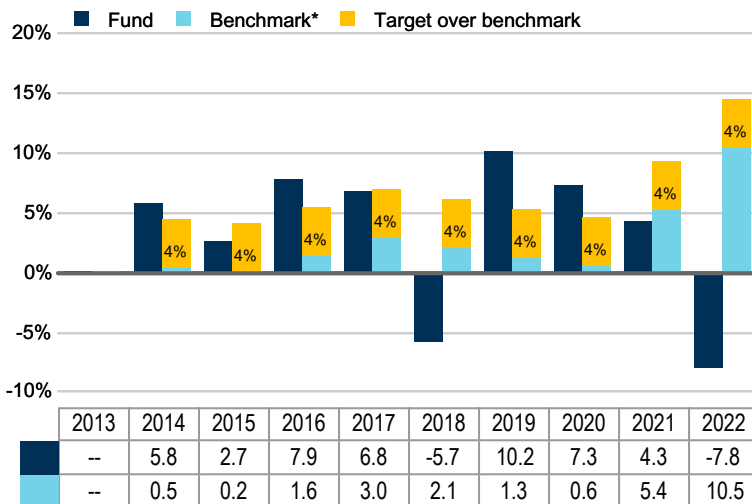
Ongoing Charges:	0.91%
------------------	-------

### Charges taken from the fund under specific conditions

Performance Fee:	NONE
------------------	------

The ongoing charges figure shown here is an estimate of the charges because recent changes made to the Fund mean that the historic figures do not accurately reflect its ongoing costs. The non-UCITS' annual report for each financial year will include detail on the exact charges made.

## Past Performance



Source: Morningstar

Past performance is not a guide to future performance.

Fund launch date: 18/06/2013

Share/unit class launch date: 18/06/2013

Performance is calculated in GBP.

All charges and fees, except any entry, exit and switching charge, have been included within the performance.

On 4 July 2022 the Fund name changed from Threadneedle Dynamic Real Return Fund to CT Dynamic Real Return Fund.

\*Consumer Price Index (CPI)

## Practical Information

- Depository: Citibank UK Limited.
- You can obtain further information regarding the Fund, the Company, its Prospectus, latest annual reports and any subsequent half-yearly reports free of charge from the Management Company. The documents are available in English. You can obtain other practical information, including current share prices, at [columbiathreadneedle.com](http://columbiathreadneedle.com).
- Details of the remuneration policy, including a description of how remuneration and benefits are calculated and the persons responsible for awarding them (including the composition of the remuneration committee), are available at [columbiathreadneedle.com](http://columbiathreadneedle.com). A paper copy is available free of charge upon request.
- The tax legislation of the United Kingdom may have an impact on your personal tax position.
- Threadneedle Investment Services Limited may be held liable solely on the basis of any statement contained in this document that is misleading, inaccurate or inconsistent with the relevant parts of the Prospectus for the Non-UCITS.
- This document describes a single fund of the Company. The Prospectus and reports are prepared for the entire Company.
- The assets of the Fund are segregated by law and cannot be used to pay the liabilities of other funds of the Company.
- You may exchange your shares for shares of other funds of the Company, if available. Details can be found in the section of the Prospectus with the heading "Switching/Converting". This share class is representing other classes of the Fund, details of which can be found in the Prospectus or at [columbiathreadneedle.com](http://columbiathreadneedle.com).

This Fund is authorised in the United Kingdom, and regulated by the Financial Conduct Authority. Threadneedle Investment Services Limited is authorised in the United Kingdom, and regulated by the Financial Conduct Authority.

## Key Investor Information

This document provides you with key investor information about this fund. It is not marketing material. The information is required by law to help you understand the nature and the risks of investing in this fund. You are advised to read it so you can make an informed decision about whether to invest.

### Fidelity Index US Fund

a sub-fund of Fidelity Investment Funds

Fidelity Index US Fund P Accumulation Shares  
(ISIN:GB00BJS8SH10)

This fund is managed by FIL Investment Services (UK) Limited

### Objectives and Investment Policy

The fund aims to track the performance (before fees and expenses are applied) of the S&P 500 (NUK) Index, thereby seeking to increase the value of your investment over 5 years or more.

The fund uses an index tracking (passive) investment approach whereby it aims to replicate the composition of the index. However, for practical reasons and/or to reduce the dealing costs of the fund, it may not invest in every company share in the index or at its weighting within the index.

As well as investing directly in company shares, the fund will achieve exposure indirectly using derivatives, such as exchange traded index futures, for example at the time of cash inflows to remain fully invested or to reduce transaction costs.

Derivatives are investments whose value is linked to another investment, or to the performance of a stock exchange or to some other variable factor, such as interest rates and used to reduce risk or transaction costs and/or to generate extra income or further increase the value of your investment.


To manage the cash position, the fund may invest in other investment types such as liquidity funds (including those managed by Fidelity).

Income earned by the fund is paid into the fund and reflected by an increase in the value of each share.

Shares can usually be bought and sold each business day of the fund.

Note: The S&P 500 index is a product of S&P Dow Jones Indices LLC and has been licensed to FIL Investment Management Limited ("FIL"). The Fidelity Index US Fund is not sponsored, endorsed, sold, or promoted by S&P Dow Jones Indices LLC or its affiliates and neither S&P Dow Jones Indices LLC, its affiliates, or their respective third party licensors make any representation regarding the advisability of investing in such product. S&P 500® is a registered trademark of Standard & Poor's Financial Services LLC and has been licensed to FIL. NUK means Net Total Return (WHT 15%). NUK is a customised index variant, designed and maintained by S&P, which aligns more closely with this fund's withholding tax treatment.

### Risk and Reward Profile



Historical data may not be a reliable indication for the future.

The risk category shown is not guaranteed and may change over time.

The lowest category does not mean a "risk free" investment.

The risk and reward profile is classified by the level of historical fluctuation of the Net Asset Values of the share class, and within this classification, categories 1-2 indicate a low level of historical fluctuations, 3-5 a medium level and 6-7 a high level.

The value of your investment may fall as well as rise and you may get back less than you originally invested.

The fund may invest in instruments denominated in currencies other than the fund base currency. Changes in currency exchange rates can therefore affect the value of your investment.

This Fund is categorised in risk class 6 because, in accordance with the investment policy, the value of the investments may fluctuate considerably. Consequently, both the expected return and the potential risk of loss may be high. Fidelity International's partial swing pricing policy can cause differences in the fund's performance versus the index.

A fund's performance tracking may be affected if the times at which a fund and its benchmark index are priced are different. The fund is priced at midday UK time, and the index is priced when the relevant stock markets close. This can cause apparent differences in the fund's performance versus that of the index than if the fund and the index were priced at the same time.

Fidelity International's partial swing pricing policy can cause differences in the fund's performance versus the index. A fund's performance tracking may be affected if the times at which a fund and its benchmark index are priced are different. The fund is priced at midday UK time, and the index is priced when the relevant stock markets close. This can cause apparent differences in the fund's performance versus that of the index than if the fund and the index were priced at the same time.

## Charges for this fund

The charges you pay are used to pay the costs of running the fund, including the costs of marketing and distributing it. These charges reduce the potential growth of your investment.

One-off charges taken before or after you invest	
Entry charge	N/A
Exit charge	N/A
The entry and exit charges shown are maximum figures. In some cases you might pay less - you can find this out from your financial adviser / distributor.	
Charges taken from the fund over a year	
Ongoing charges	0.06%
Charges taken from the fund under certain specific conditions	
Performance fee	N/A

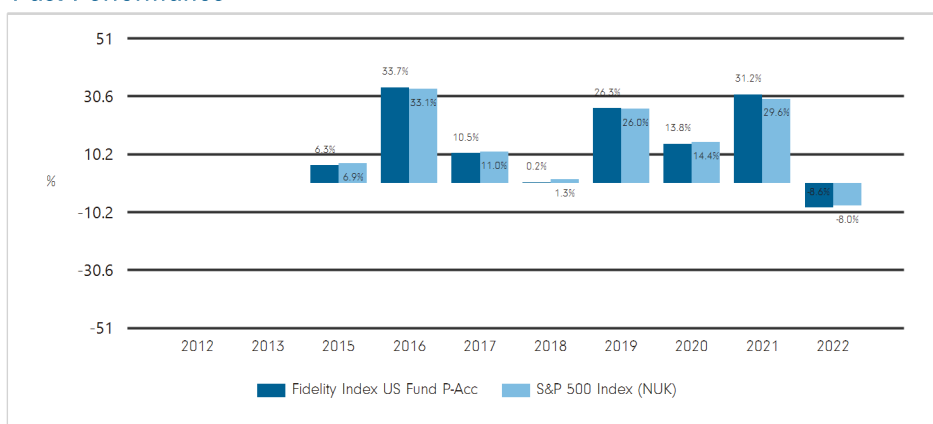
This is the maximum that might be taken out of your money before it is invested or before the proceeds of your investment are paid out.'

The ongoing charges figure is based on expenses for the year ending 28 February 2022. This figure may vary from year to year. It excludes:

- performance fees (where applicable);
- portfolio transaction costs, except in the case of an entry/exit charge paid by the fund when buying or selling units in another collective investment undertaking.

For more information about charges, including the possibility that swing pricing may apply, please consult the most recent Prospectus.

## Past Performance



Past performance is not a guide to future performance results.

If any, the past performance shown takes into account the ongoing charges with exception of any applicable entry/exit charges.

The fund was launched on 19 November 2012. This class was launched on 3 March 2014.

Past performance has been calculated in GBP.

If applicable, events in the fund's life which may have affected the performance history are highlighted as an '\*\*' in the chart, which may include changes to the fund's objective and details of such events can be found on our website or by requesting it from your appointed representative or your usual Fidelity contact. If applicable, the Objectives and Investment Policy section shall refer to a benchmark and information on previous benchmarks may be found in the annual report and accounts.

## Practical Information

**Depositary:** J.P. Morgan Europe Limited.

This key information document describes a sub-fund of Fidelity Investment Funds (the "Fund"). The prospectus and periodic reports are prepared for the entire Fund.

For more information, please consult the prospectus and latest reports and accounts which may be obtained free of charge in English from FIL Investment Services (UK) Limited. These documents and details of the remuneration policy are available via <https://www.fil.com>.

The tax legislation in United Kingdom may have an impact on your personal tax position. For further details you should consult a tax advisor.

FIL Investment Services (UK) Limited may be held liable solely on the basis of any statement contained in this document that is misleading, inaccurate or inconsistent with the relevant parts of the prospectus for the investment company.

The Net Asset Value of the fund is available at the registered office of FIL Investment Services (UK) Limited, and at [www.fidelityinternational.com](http://www.fidelityinternational.com).

The assets and liabilities of the fund are segregated by law from those of other sub-funds and there is no cross-liability among the sub-funds.

You may have the right to switch from this share class into the same or possibly other share class types of another sub-fund of the Fund. Details on switching rules may be found in the Prospectus.

This fund is authorised in United Kingdom and regulated by Financial Conduct Authority (FCA).

FIL Investment Services (UK) Limited is authorised in United Kingdom and regulated by Financial Conduct Authority (FCA).

This key investor information is accurate as at 17/02/2023.

## Key Investor Information

This document provides you with key investor information about this fund. It is not marketing material. The information is required by law to help you understand the nature and the risks of investing in this fund. You are advised to read it so you can make an informed decision about whether to invest.

### Fidelity Index World Fund

a sub-fund of Fidelity Investment Funds

Fidelity Index World Fund P Accumulation Shares  
(ISIN:GB00BJS8SJ34)

This fund is managed by FIL Investment Services (UK) Limited

### Objectives and Investment Policy

The fund aims to track the performance (before fees and expenses are applied) of the MSCI World (Net Total Return) Index, thereby seeking to increase the value of your investment over 5 years or more.

The fund uses an index tracking (passive) investment approach whereby it aims to replicate the composition of the index. However, for practical reasons and/or to reduce the dealing costs of the fund, it may not invest in every company share in the index or at its weighting within the index.

As well as investing directly in company shares, the fund will achieve exposure indirectly using derivatives, such as exchange traded index futures, for example at the time of cash inflows to remain fully invested or to reduce transaction costs.

Derivatives are investments whose value is linked to another investment, or to the performance of a stock exchange or to some other variable factor, such as interest rates and used to reduce risk or transaction costs and/or to generate extra income or further increase the value of your investment.


To manage the cash position, the fund may invest in other investment types such as liquidity funds (including those managed by Fidelity).

Income earned by the fund is paid into the fund and reflected by an increase in the value of each share.

Shares can usually be bought and sold each business day of the fund.

Note: The funds described herein are indexed to an MSCI index. The MSCI World Index captures large and mid cap representation across Developed Markets countries. The funds or securities referred to herein are not sponsored, endorsed, or promoted by MSCI, and MSCI bears no liability with respect to any such funds or securities or any index on which the funds or securities are based. The Prospectus contains a more detailed description of the limited relationship MSCI has with Fidelity and any related funds.

### Risk and Reward Profile



Historical data may not be a reliable indication for the future.

The risk category shown is not guaranteed and may change over time.

The lowest category does not mean a "risk free" investment.

The risk and reward profile is classified by the level of historical fluctuation of the Net Asset Values of the share class, and within this classification, categories 1-2 indicate a low level of historical fluctuations, 3-5 a medium level and 6-7 a high level.

The value of your investment may fall as well as rise and you may get back less than you originally invested.

The fund may invest in instruments denominated in currencies other than the fund base currency. Changes in currency exchange rates can therefore affect the value of your investment.

This Fund is categorised in risk class 6 because, in accordance with the investment policy, the value of the investments may fluctuate considerably. Consequently, both the expected return and the potential risk of loss may be high. Fidelity International's partial swing pricing policy can cause differences in the fund's performance versus the index.

A fund's performance tracking may be affected if the times at which a fund and its benchmark index are priced are different. The fund is priced at midday UK time, and the index is priced when the relevant stock markets close. This can cause apparent differences in the fund's performance versus that of the index than if the fund and the index were priced at the same time.

Fidelity International's partial swing pricing policy can cause differences in the fund's performance versus the index. A fund's performance tracking may be affected if the times at which a fund and its benchmark index are priced are different. The fund is priced at midday UK time, and the index is priced when the relevant stock markets close. This can cause apparent differences in the fund's performance versus that of the index than if the fund and the index were priced at the same time.

## Charges for this fund

The charges you pay are used to pay the costs of running the fund, including the costs of marketing and distributing it. These charges reduce the potential growth of your investment.

One-off charges taken before or after you invest	
Entry charge	N/A
Exit charge	N/A
The entry and exit charges shown are maximum figures. In some cases you might pay less - you can find this out from your financial adviser / distributor.	
Charges taken from the fund over a year	
Ongoing charges	0.12%
Charges taken from the fund under certain specific conditions	
Performance fee	N/A

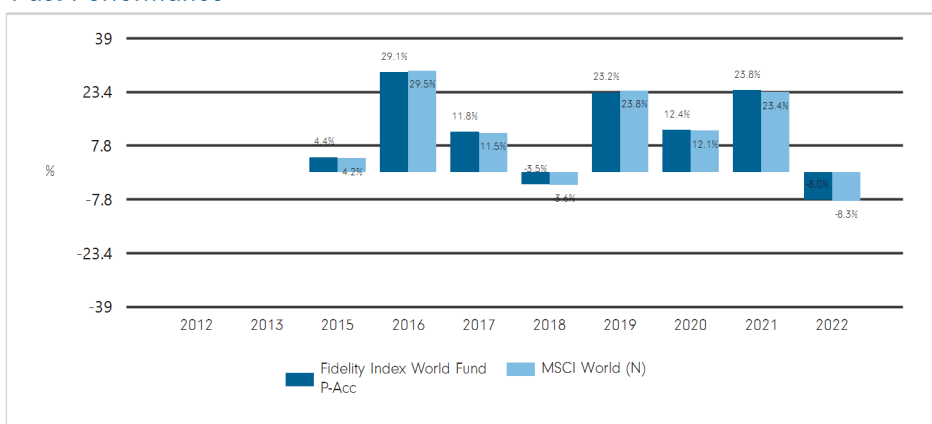
This is the maximum that might be taken out of your money before it is invested or before the proceeds of your investment are paid out.'

The ongoing charges figure is based on expenses for the year ending 28 February 2022. This figure may vary from year to year. It excludes:

- performance fees (where applicable);
- portfolio transaction costs, except in the case of an entry/exit charge paid by the fund when buying or selling units in another collective investment undertaking.

For more information about charges, including the possibility that swing pricing may apply, please consult the most recent Prospectus.

## Past Performance



Past performance is not a guide to future performance results.

If any, the past performance shown takes into account the ongoing charges with exception of any applicable entry/exit charges.

The fund was launched on 10 December 2012. This class was launched on 3 March 2014.

Past performance has been calculated in GBP.

If applicable, events in the fund's life which may have affected the performance history are highlighted as an '\*\*' in the chart, which may include changes to the fund's objective and details of such events can be found on our website or by requesting it from your appointed representative or your usual Fidelity contact. If applicable, the Objectives and Investment Policy section shall refer to a benchmark and information on previous benchmarks may be found in the annual report and accounts.

## Practical Information

**Depositary:** J.P. Morgan Europe Limited.

This key information document describes a sub-fund of Fidelity Investment Funds (the "Fund"). The prospectus and periodic reports are prepared for the entire Fund.

For more information, please consult the prospectus and latest reports and accounts which may be obtained free of charge in English from FIL Investment Services (UK) Limited. These documents and details of the remuneration policy are available via <https://www.fil.com>.

The tax legislation in United Kingdom may have an impact on your personal tax position. For further details you should consult a tax advisor.

FIL Investment Services (UK) Limited may be held liable solely on the basis of any statement contained in this document that is misleading, inaccurate or inconsistent with the relevant parts of the prospectus for the investment company.

The Net Asset Value of the fund is available at the registered office of FIL Investment Services (UK) Limited, and at [www.fidelityinternational.com](http://www.fidelityinternational.com).

The assets and liabilities of the fund are segregated by law from those of other sub-funds and there is no cross-liability among the sub-funds.

You may have the right to switch from this share class into the same or possibly other share class types of another sub-fund of the Fund. Details on switching rules may be found in the Prospectus.

This fund is authorised in United Kingdom and regulated by Financial Conduct Authority (FCA).

FIL Investment Services (UK) Limited is authorised in United Kingdom and regulated by Financial Conduct Authority (FCA).

This key investor information is accurate as at 17/02/2023.

## KEY INVESTOR INFORMATION

This document provides you with key investor information about this Fund. It is not marketing material. The information is required by law to help you understand the nature and risks of investing in this Fund. You are advised to read it so you can make an informed decision about whether to invest.

### iShares Continental European Equity Index Fund (UK)

A sub-fund of BlackRock Collective Investment Funds

Class D Accumulating GBP

ISIN: GB00B83MH186


Manager: BlackRock Fund Managers Limited

## Objectives and Investment Policy

- ▶ The Fund aims to provide a return on your investment (generated through an increase in the value of the assets held by the Fund) by tracking closely the performance of the FTSE World Europe ex UK Index, the Fund's benchmark index.
- ▶ The Fund invests in equity securities (e.g. shares) of companies that make up the benchmark index.
- ▶ The benchmark index measures the performance of equity securities of leading companies listed in Europe, excluding the United Kingdom. The benchmark index is a free float-adjusted market capitalisation weighted index. Free float-adjusted means that only shares readily available in the market rather than all of a company's issued shares are used in calculating the benchmark index. Free float-adjusted market capitalisation is the share price of a company multiplied by the number of shares readily available in the market.
- ▶ The Fund is passively managed and the investment manager has limited discretion to select the Fund's investments and in doing so will take into consideration the benchmark index.
- ▶ The Fund intends to replicate the benchmark index by holding the equity securities, which make up the benchmark index, in similar proportions to the benchmark index.
- ▶ The Fund may also engage in short term secured lending of its investments to certain eligible third parties. This is used as a means of generating additional income and to off-set the costs of the Fund.
- ▶ Recommendation: This Fund may not be appropriate for short-term investment.
- ▶ Your units will be accumulating units (i.e. dividend income will be included in their value).
- ▶ Your units will be denominated in Sterling, the Fund's base currency.
- ▶ You can buy and sell your units daily. The minimum initial investment for this unit class is £100,000.

For more information on the Fund, share/unit classes, risks and charges, please see the Fund's prospectus, available on the product pages at [www.blackrock.com](http://www.blackrock.com)

## Risk and Reward Profile



- ▶ This indicator is based on historical data and may not be a reliable indication of the future risk profile of the Fund.
- ▶ The risk category shown is not guaranteed and may change over time.
- ▶ The lowest category does not mean risk free.
- ▶ The Fund is rated six due to the nature of its investments which include the risks listed below. These factors may impact the value of the Fund's investments or expose the Fund to losses.

– The value of equities and equity-related securities can be affected by daily stock market movements. Other influential factors include political, economic news, company earnings and significant corporate events.

▶ Particular risks not adequately captured by the risk indicator include:

- Counterparty Risk: The insolvency of any institutions providing services such as safekeeping of assets or acting as counterparty to derivatives or other instruments, may expose the Fund to financial loss.

## Charges

The charges are used to pay the costs of running the Fund, including the costs of marketing and distributing it. These charges reduce the potential growth of your investment.

The entry and exit charges shown are maximum figures. In some cases you might pay less. Please refer to your financial advisor or the distributor for the actual entry and exit charges.

\*Subject to a charge of up to 2% paid into the Fund where the Manager suspects excessive trading by an investor.

The ongoing charges figure is based on expenses for the twelve month period ending 31 December 2022. This figure may vary from year to year. It excludes portfolio trade-related costs, except costs paid to the custodian and any entry/exit charge paid to an underlying collective investment scheme (if any).

\*\* To the extent the Fund undertakes securities lending to reduce costs, the Fund will receive 62.5% of the associated revenue generated and the remaining 37.5% will be received by BlackRock as the securities lending agent. As securities lending revenue sharing does not increase the costs of running the Fund, this has been excluded from the ongoing charges.

One-off charges taken before or after you invest	
Entry Charge	None
Exit Charge	None*
This is the maximum that might be taken out of your money before it is invested or before proceeds of your investments are paid out.	
Charges taken from the Fund over each year	
Ongoing Charges	0.06%**
Charges taken from the Fund under certain conditions	
Performance Fee	None

## Past Performance

Past performance is not a guide to future performance.

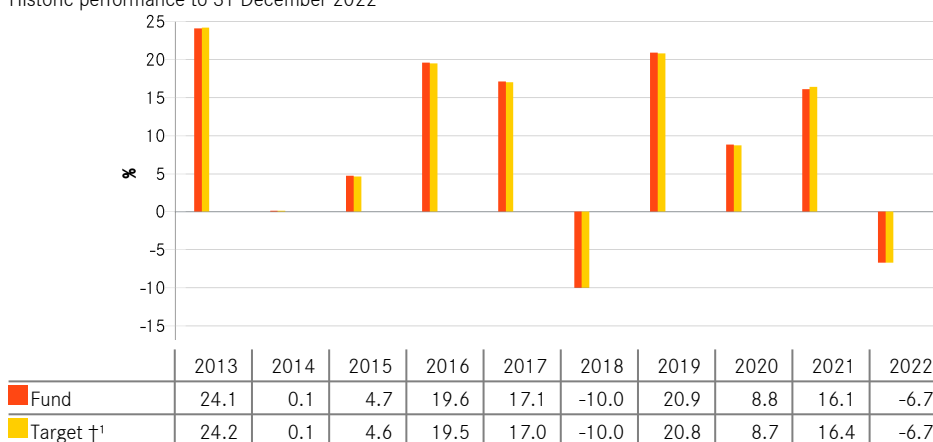
The chart shows the Fund's annual performance in GBP for each full calendar year over the period displayed in the chart. It is expressed as a percentage change of the Fund's net asset value at each year-end. The Fund was launched in 2005. The unit class was launched in 2012.

Performance is shown after deduction of ongoing charges. Any entry/exit charges are excluded from the calculation.

†1 FTSE World Europe ex UK Index (GBP)

As of 31 December 2014, the Benchmark Index converted from a close of business valuation to a midday valuation. Historic performance of the Benchmark has been simulated by the Benchmark provider and such data is used for the purposes of demonstrating historic performance in the "Past Performance" table from 31 July 2009 or from the launch of the share class if later.

Historic performance to 31 December 2022



## Practical Information

- ▶ The trustee and depositary of the Fund is The Bank of New York Mellon (International) Limited, which also acts as custodian.
- ▶ Further information about the Fund can be obtained from the latest annual report and half-yearly reports of the BlackRock Collective Investment Funds (BCIF). These documents are available free of charge in English. These can be found, along with other information, such as unit prices, on the BlackRock website at [www.blackrock.com](http://www.blackrock.com), on the iShares website at [www.ishares.com](http://www.ishares.com) or by calling Investor Services on 0800 44 55 22.
- ▶ Investors should note that the tax legislation that applies to the Fund may have an impact on the personal tax position of your investment in the Fund.
- ▶ The Fund is a sub-fund of BCIF, an umbrella structure comprising different sub-funds. This document is specific to the Fund and unit class stated at the beginning of this document. However, the prospectus, annual and half-yearly reports are prepared for the umbrella.
- ▶ BlackRock Fund Managers Limited may be held liable solely on the basis of any statement contained in this document that is misleading, inaccurate or inconsistent with the relevant parts of the Fund's prospectus.
- ▶ The assets of the Fund are held on trust for its unitholders under English trust law which means that its assets cannot be used to discharge the liabilities of other sub-funds within BCIF. In addition, the Fund's assets are held separately from the assets of other sub-funds.
- ▶ Investors may switch their units in the Fund for units in another sub-fund within BCIF, subject to meeting certain conditions as set out in the prospectus.
- ▶ The Remuneration Policy of the Management Company, which describes how remuneration and benefits are determined and awarded, and the associated governance arrangements, is available at [www.blackrock.com/Remunerationpolicy](http://www.blackrock.com/Remunerationpolicy) or on request from the registered office of the Management Company.



**KEY INVESTOR INFORMATION**

This document provides you with key investor information about this Fund. It is not marketing material. The information is required by law to help you understand the nature and risks of investing in this Fund. You are advised to read it so you can make an informed decision about whether to invest.

**iShares Japan Equity Index Fund (UK)**

A sub-fund of BlackRock Collective Investment Funds

**Class D Accumulating GBP**

ISIN: GB00B6QQ9X96

Manager: BlackRock Fund Managers Limited

**Objectives and Investment Policy**

- ▶ The Fund aims to provide a return on your investment (generated through an increase in the value of the assets held by the Fund) by tracking closely the performance of the FTSE Japan Index, the Fund's benchmark index.
- ▶ The Fund invests in equity securities (e.g. shares) of companies that make up the benchmark index.
- ▶ The benchmark index measures the performance of equity securities of leading companies listed in Japan. The benchmark index is a free float-adjusted market capitalisation weighted index. Free float-adjusted means that only shares readily available in the market rather than all of a company's issued shares are used in calculating the benchmark index. Free float-adjusted market capitalisation is the share price of a company multiplied by the number of shares readily available in the market.
- ▶ The Fund is passively managed and the investment manager has limited discretion to select the Fund's investments and in doing so will take into consideration the benchmark index.
- ▶ The Fund intends to replicate the benchmark index by holding the equity securities, which make up the benchmark index, in similar proportions to the benchmark index.
- ▶ The Fund may also engage in short term secured lending of its investments to certain eligible third parties. This is used as a means of generating additional income and to off-set the costs of the Fund.
- ▶ Recommendation: This Fund may not be appropriate for short-term investment.
- ▶ Your units will be accumulating units (i.e. dividend income will be included in their value).
- ▶ Your units will be denominated in Sterling, the Fund's base currency.
- ▶ You can buy and sell your units daily. The minimum initial investment for this unit class is £100,000.

For more information on the Fund, share/unit classes, risks and charges, please see the Fund's prospectus, available on the product pages at [www.blackrock.com](http://www.blackrock.com)

**Risk and Reward Profile**



- ▶ This indicator is based on historical data and may not be a reliable indication of the future risk profile of the Fund.
- ▶ The risk category shown is not guaranteed and may change over time.
- ▶ The lowest category does not mean risk free.
- ▶ The Fund is rated six due to the nature of its investments which include the risks listed below. These factors may impact the value of the Fund's investments or expose the Fund to losses.

- Investment risk is concentrated in specific sectors, countries, currencies or companies. This means the Fund is more sensitive to any localised economic, market, political, sustainability-related or regulatory events.
- The value of equities and equity-related securities can be affected by daily stock market movements. Other influential factors include political, economic news, company earnings and significant corporate events.
- ▶ Particular risks not adequately captured by the risk indicator include:
  - Counterparty Risk: The insolvency of any institutions providing services such as safekeeping of assets or acting as counterparty to derivatives or other instruments, may expose the Fund to financial loss.

## Charges

The charges are used to pay the costs of running the Fund, including the costs of marketing and distributing it. These charges reduce the potential growth of your investment.

The entry and exit charges shown are maximum figures. In some cases you might pay less. Please refer to your financial advisor or the distributor for the actual entry and exit charges.

\*Subject to a charge of up to 2% paid into the Fund where the Manager suspects excessive trading by an investor.

The ongoing charges figure is based on expenses for the twelve month period ending 31 December 2022. This figure may vary from year to year. It excludes portfolio trade-related costs, except costs paid to the custodian and any entry/exit charge paid to an underlying collective investment scheme (if any).

\*\* To the extent the Fund undertakes securities lending to reduce costs, the Fund will receive 62.5% of the associated revenue generated and the remaining 37.5% will be received by BlackRock as the securities lending agent. As securities lending revenue sharing does not increase the costs of running the Fund, this has been excluded from the ongoing charges.

One-off charges taken before or after you invest	
Entry Charge	None
Exit Charge	None*

This is the maximum that might be taken out of your money before it is invested or before proceeds of your investments are paid out.

Charges taken from the Fund over each year	
Ongoing Charges	0.08%**
Charges taken from the Fund under certain conditions	
Performance Fee	None

## Past Performance

Past performance is not a guide to future performance.

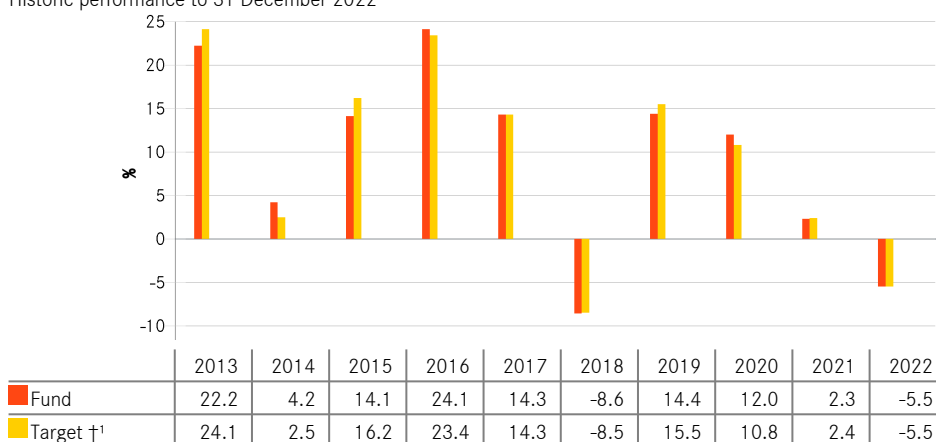
The chart shows the Fund's annual performance in GBP for each full calendar year over the period displayed in the chart. It is expressed as a percentage change of the Fund's net asset value at each year-end. The Fund was launched in 2005. The unit class was launched in 2012.

Performance is shown after deduction of ongoing charges. Any entry/exit charges are excluded from the calculation.

†1 FTSE Japan Index (GBP)

As of 31 December 2014, the Benchmark Index converted from a close of business valuation to a midday valuation. Historic performance of the Benchmark has been simulated by the Benchmark provider and such data is used for the purposes of demonstrating historic performance in the "Past Performance" table from 31 July 2009 or from the launch of the share class if later.

Historic performance to 31 December 2022



## Practical Information

- ▶ The trustee and depositary of the Fund is The Bank of New York Mellon (International) Limited, which also acts as custodian.
- ▶ Further information about the Fund can be obtained from the latest annual report and half-yearly reports of the BlackRock Collective Investment Funds (BCIF). These documents are available free of charge in English. These can be found, along with other information, such as unit prices, on the BlackRock website at [www.blackrock.com](http://www.blackrock.com), on the iShares website at [www.ishares.com](http://www.ishares.com) or by calling Investor Services on 0800 44 55 22.
- ▶ Investors should note that the tax legislation that applies to the Fund may have an impact on the personal tax position of your investment in the Fund.
- ▶ The Fund is a sub-fund of BCIF, an umbrella structure comprising different sub-funds. This document is specific to the Fund and unit class stated at the beginning of this document. However, the prospectus, annual and half-yearly reports are prepared for the umbrella.
- ▶ BlackRock Fund Managers Limited may be held liable solely on the basis of any statement contained in this document that is misleading, inaccurate or inconsistent with the relevant parts of the Fund's prospectus.
- ▶ The assets of the Fund are held on trust for its unitholders under English trust law which means that its assets cannot be used to discharge the liabilities of other sub-funds within BCIF. In addition, the Fund's assets are held separately from the assets of other sub-funds.
- ▶ Investors may switch their units in the Fund for units in another sub-fund within BCIF, subject to meeting certain conditions as set out in the prospectus.
- ▶ The Remuneration Policy of the Management Company, which describes how remuneration and benefits are determined and awarded, and the associated governance arrangements, is available at [www.blackrock.com/Remunerationpolicy](http://www.blackrock.com/Remunerationpolicy) or on request from the registered office of the Management Company.

**KEY INVESTOR INFORMATION**

This document provides you with key investor information about this Fund. It is not marketing material. The information is required by law to help you understand the nature and risks of investing in this Fund. You are advised to read it so you can make an informed decision about whether to invest.

**iShares Pacific ex Japan Equity Index Fund  
(UK)**

A sub-fund of BlackRock Collective Investment Funds

**Class D Accumulating GBP**

ISIN: GB00B849FB47

Manager: BlackRock Fund Managers Limited

**Objectives and Investment Policy**

- ▶ The Fund aims to provide a return on your investment (generated through an increase in the value of the assets held by the Fund) by tracking closely the performance of the FTSE World Asia-Pacific ex-Japan Index, the Fund's benchmark index.
- ▶ The Fund invests in equity securities (e.g. shares) of companies that make up the benchmark index.
- ▶ The benchmark index measures the performance of equity securities of leading companies listed in the Asia Pacific region excluding Japan. The benchmark index is a free float-adjusted market capitalisation weighted index. Free float-adjusted means that only shares readily available in the market rather than all of a company's issued shares are used in calculating the benchmark index. Free float-adjusted market capitalisation is the share price of a company multiplied by the number of shares readily available in the market.
- ▶ The Fund is passively managed and the investment manager has limited discretion to select the Fund's investments and in doing so will take into consideration the benchmark index.
- ▶ The Fund intends to replicate the benchmark index by holding the equity securities, which make up the benchmark index, in similar proportions to the benchmark index.
- ▶ The Fund may also engage in short term secured lending of its investments to certain eligible third parties. This is used as a means of generating additional income and to off-set the costs of the Fund.
- ▶ Recommendation: This Fund may not be appropriate for short-term investment.
- ▶ Your units will be accumulating units (i.e. dividend income will be included in their value).
- ▶ Your units will be denominated in Sterling, the Fund's base currency.
- ▶ You can buy and sell your units daily. The minimum initial investment for this unit class is £100,000.

For more information on the Fund, share/unit classes, risks and charges, please see the Fund's prospectus, available on the product pages at [www.blackrock.com](http://www.blackrock.com)

**Risk and Reward Profile**



- ▶ This indicator is based on historical data and may not be a reliable indication of the future risk profile of the Fund.
  - ▶ The risk category shown is not guaranteed and may change over time.
  - ▶ The lowest category does not mean risk free.
  - ▶ The Fund is rated five due to the nature of its investments which include the risks listed below. These factors may impact the value of the Fund's investments or expose the Fund to losses.
- Emerging markets are generally more sensitive to economic and political conditions than developed markets. Other factors include greater 'Liquidity Risk', restrictions on investment or transfer of assets, failed/delayed delivery of securities or payments to the Fund and sustainability-related risks.
  - Currency Risk: The Fund invests in other currencies. Changes in exchange rates will therefore affect the value of the investment.
  - The value of equities and equity-related securities can be affected by daily stock market movements. Other influential factors include political, economic news, company earnings and significant corporate events.
  - ▶ Particular risks not adequately captured by the risk indicator include:
    - Counterparty Risk: The insolvency of any institutions providing services such as safekeeping of assets or acting as counterparty to derivatives or other instruments, may expose the Fund to financial loss.
    - Liquidity Risk: Lower liquidity means there are insufficient buyers or sellers to allow the Fund to sell or buy investments readily.

## Charges

The charges are used to pay the costs of running the Fund, including the costs of marketing and distributing it. These charges reduce the potential growth of your investment.

The entry and exit charges shown are maximum figures. In some cases you might pay less. Please refer to your financial advisor or the distributor for the actual entry and exit charges.

\*Subject to a charge of up to 2% paid into the Fund where the Manager suspects excessive trading by an investor.

The ongoing charges figure is based on expenses for the twelve month period ending 31 December 2022. This figure may vary from year to year. It excludes portfolio trade-related costs, except costs paid to the custodian and any entry/exit charge paid to an underlying collective investment scheme (if any).

\*\* To the extent the Fund undertakes securities lending to reduce costs, the Fund will receive 62.5% of the associated revenue generated and the remaining 37.5% will be received by BlackRock as the securities lending agent. As securities lending revenue sharing does not increase the costs of running the Fund, this has been excluded from the ongoing charges.

One-off charges taken before or after you invest	
Entry Charge	None
Exit Charge	None*

This is the maximum that might be taken out of your money before it is invested or before proceeds of your investments are paid out.

Charges taken from the Fund over each year	
Ongoing Charges	0.11%**
Charges taken from the Fund under certain conditions	
Performance Fee	None

## Past Performance

Past performance is not a guide to future performance.

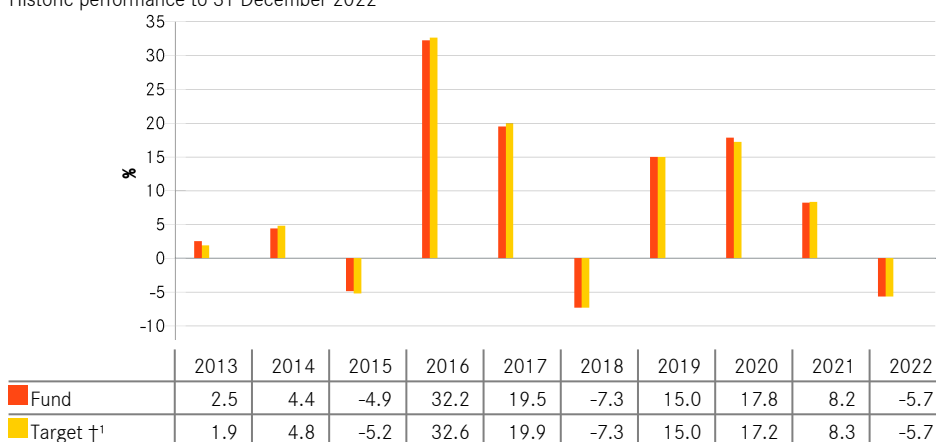
The chart shows the Fund's annual performance in GBP for each full calendar year over the period displayed in the chart. It is expressed as a percentage change of the Fund's net asset value at each year-end. The Fund was launched in 2005. The unit class was launched in 2012.

Performance is shown after deduction of ongoing charges. Any entry/exit charges are excluded from the calculation.

†1 FTSE World Asia Pacific ex Japan Index (GBP)

As of 31 December 2014, the Benchmark Index converted from a close of business valuation to a midday valuation. Historic performance of the Benchmark has been simulated by the Benchmark provider and such data is used for the purposes of demonstrating historic performance in the "Past Performance" table from 31 July 2009 or from the launch of the share class if later.

Historic performance to 31 December 2022



## Practical Information

- ▶ The trustee and depositary of the Fund is The Bank of New York Mellon (International) Limited, which also acts as custodian.
- ▶ Further information about the Fund can be obtained from the latest annual report and half-yearly reports of the BlackRock Collective Investment Funds (BCIF). These documents are available free of charge in English. These can be found, along with other information, such as unit prices, on the BlackRock website at [www.blackrock.com](http://www.blackrock.com), on the iShares website at [www.ishares.com](http://www.ishares.com) or by calling Investor Services on 0800 44 55 22.
- ▶ Investors should note that the tax legislation that applies to the Fund may have an impact on the personal tax position of your investment in the Fund.
- ▶ The Fund is a sub-fund of BCIF, an umbrella structure comprising different sub-funds. This document is specific to the Fund and unit class stated at the beginning of this document. However, the prospectus, annual and half-yearly reports are prepared for the umbrella.
- ▶ BlackRock Fund Managers Limited may be held liable solely on the basis of any statement contained in this document that is misleading, inaccurate or inconsistent with the relevant parts of the Fund's prospectus.
- ▶ The assets of the Fund are held on trust for its unitholders under English trust law which means that its assets cannot be used to discharge the liabilities of other sub-funds within BCIF. In addition, the Fund's assets are held separately from the assets of other sub-funds.
- ▶ Investors may switch their units in the Fund for units in another sub-fund within BCIF, subject to meeting certain conditions as set out in the prospectus.
- ▶ The Remuneration Policy of the Management Company, which describes how remuneration and benefits are determined and awarded, and the associated governance arrangements, is available at [www.blackrock.com/Remunerationpolicy](http://www.blackrock.com/Remunerationpolicy) or on request from the registered office of the Management Company.

**KEY INVESTOR INFORMATION**

This document provides you with key investor information about this Fund. It is not marketing material. The information is required by law to help you understand the nature and risks of investing in this Fund. You are advised to read it so you can make an informed decision about whether to invest.

**iShares UK Equity Index Fund (UK)**

A sub-fund of BlackRock Collective Investment Funds

**Class D Accumulating GBP**

ISIN: GB00B7C44X99

Manager: BlackRock Fund Managers Limited

**Objectives and Investment Policy**

- ▶ The Fund aims to provide a return on your investment (generated through an increase in the value of the assets held by the Fund) by tracking closely the performance of the FTSE All Share Index, the Fund's benchmark index.
- ▶ The Fund invests in equity securities (e.g. shares) of companies that make up the benchmark index.
- ▶ The benchmark index is designed to measure the performance of equity securities of small, mid and large capitalisation companies listed in the United Kingdom. The benchmark index is a free float-adjusted market capitalisation weighted index. Free float-adjusted means that only shares readily available in the market rather than all of a company's issued shares are used in calculating the benchmark index. Free float-adjusted market capitalisation is the share price of a company multiplied by the number of shares readily available in the market.
- ▶ The Fund is passively managed and the investment manager has limited discretion to select the Fund's investments and in doing so will take into consideration the benchmark index.
- ▶ The Fund intends to replicate the benchmark index by holding the equity securities, which make up the benchmark index, in similar proportions to the benchmark index.
- ▶ The Fund may also engage in short term secured lending of its investments to certain eligible third parties. This is used as a means of generating additional income and to off-set the costs of the Fund.
- ▶ Recommendation: This Fund may not be appropriate for short-term investment.
- ▶ Your units will be accumulating units (i.e. dividend income will be included in their value).
- ▶ Your units will be denominated in Sterling, the Fund's base currency.
- ▶ You can buy and sell your units daily. The minimum initial investment for this unit class is £100,000.

For more information on the Fund, share/unit classes, risks and charges, please see the Fund's prospectus, available on the product pages at [www.blackrock.com](http://www.blackrock.com)

**Risk and Reward Profile**



- ▶ This indicator is based on historical data and may not be a reliable indication of the future risk profile of the Fund.
- ▶ The risk category shown is not guaranteed and may change over time.
- ▶ The lowest category does not mean risk free.
- ▶ The Fund is rated six due to the nature of its investments which include the risks listed below. These factors may impact the value of the Fund's investments or expose the Fund to losses.

- Investment risk is concentrated in specific sectors, countries, currencies or companies. This means the Fund is more sensitive to any localised economic, market, political, sustainability-related or regulatory events.
- The value of equities and equity-related securities can be affected by daily stock market movements. Other influential factors include political, economic news, company earnings and significant corporate events.
- ▶ Particular risks not adequately captured by the risk indicator include:
  - Counterparty Risk: The insolvency of any institutions providing services such as safekeeping of assets or acting as counterparty to derivatives or other instruments, may expose the Fund to financial loss.

## Charges

The charges are used to pay the costs of running the Fund, including the costs of marketing and distributing it. These charges reduce the potential growth of your investment.

The entry and exit charges shown are maximum figures. In some cases you might pay less. Please refer to your financial advisor or the distributor for the actual entry and exit charges.

\*Subject to a charge of up to 2% paid into the Fund where the Manager suspects excessive trading by an investor.

The ongoing charges figure is based on expenses for the twelve month period ending 31 December 2022. This figure may vary from year to year. It excludes portfolio trade-related costs, except costs paid to the custodian and any entry/exit charge paid to an underlying collective investment scheme (if any).

\*\* To the extent the Fund undertakes securities lending to reduce costs, the Fund will receive 62.5% of the associated revenue generated and the remaining 37.5% will be received by BlackRock as the securities lending agent. As securities lending revenue sharing does not increase the costs of running the Fund, this has been excluded from the ongoing charges.

One-off charges taken before or after you invest	
Entry Charge	None
Exit Charge	None*

This is the maximum that might be taken out of your money before it is invested or before proceeds of your investments are paid out.

Charges taken from the Fund over each year	
Ongoing Charges	0.05%**
Charges taken from the Fund under certain conditions	
Performance Fee	None

## Past Performance

Past performance is not a guide to future performance.

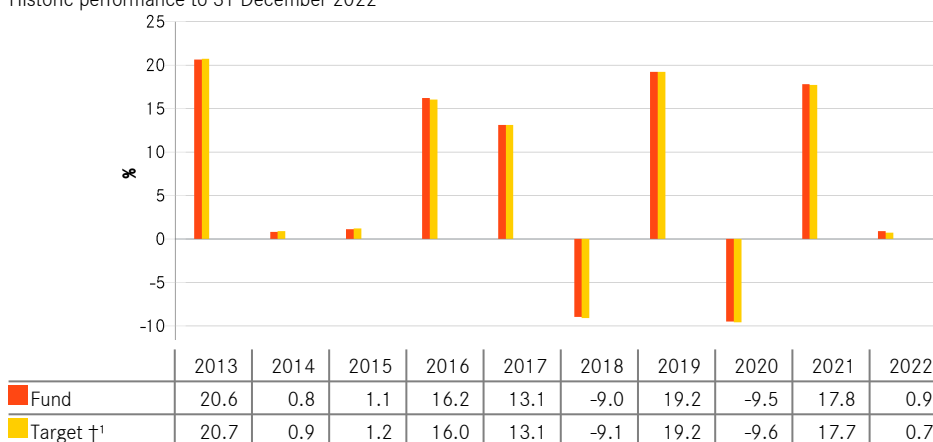
The chart shows the Fund's annual performance in GBP for each full calendar year over the period displayed in the chart. It is expressed as a percentage change of the Fund's net asset value at each year-end. The Fund was launched in 2005. The unit class was launched in 2012.

Performance is shown after deduction of ongoing charges. Any entry/exit charges are excluded from the calculation.

†1 FTSE All Share Index (GBP)

As of 31 December 2014, the Benchmark Index converted from a close of business valuation to a midday valuation. Historic performance of the Benchmark has been simulated by the Benchmark provider and such data is used for the purposes of demonstrating historic performance in the "Past Performance" table from 31 July 2009 or from the launch of the share class if later.

Historic performance to 31 December 2022



## Practical Information

- ▶ The trustee and depositary of the Fund is The Bank of New York Mellon (International) Limited, which also acts as custodian.
- ▶ Further information about the Fund can be obtained from the latest annual report and half-yearly reports of the BlackRock Collective Investment Funds (BCIF). These documents are available free of charge in English. These can be found, along with other information, such as unit prices, on the BlackRock website at [www.blackrock.com](http://www.blackrock.com), on the iShares website at [www.ishares.com](http://www.ishares.com) or by calling Investor Services on 0800 44 55 22.
- ▶ Investors should note that the tax legislation that applies to the Fund may have an impact on the personal tax position of your investment in the Fund.
- ▶ The Fund is a sub-fund of BCIF, an umbrella structure comprising different sub-funds. This document is specific to the Fund and unit class stated at the beginning of this document. However, the prospectus, annual and half-yearly reports are prepared for the umbrella.
- ▶ BlackRock Fund Managers Limited may be held liable solely on the basis of any statement contained in this document that is misleading, inaccurate or inconsistent with the relevant parts of the Fund's prospectus.
- ▶ The assets of the Fund are held on trust for its unitholders under English trust law which means that its assets cannot be used to discharge the liabilities of other sub-funds within BCIF. In addition, the Fund's assets are held separately from the assets of other sub-funds.
- ▶ Investors may switch their units in the Fund for units in another sub-fund within BCIF, subject to meeting certain conditions as set out in the prospectus.
- ▶ The Remuneration Policy of the Management Company, which describes how remuneration and benefits are determined and awarded, and the associated governance arrangements, is available at [www.blackrock.com/Remunerationpolicy](http://www.blackrock.com/Remunerationpolicy) or on request from the registered office of the Management Company.

# Key Investor Information

This document provides you with key investor information about this fund. It is not marketing material. The information is required by law to help you understand the nature and the risks of investing in this fund. You are advised to read it so you can make an informed decision about whether to invest.

## Legal & General All Stocks Gilt Index Trust Unit Class I GBP Accumulation - ISIN: GB00B8344798

The authorised fund manager of the Fund is Legal & General (Unit Trust Managers) Limited (the "Manager").

### OBJECTIVES AND INVESTMENT POLICY

- The objective of the Fund is to track the performance of the FTSE Actuaries UK Conventional Gilts All Stocks Index, the "**Benchmark Index**" before fees and expenses are applied. Fund performance may differ from the Benchmark Index due to the deduction of fees and expenses and the impact of any tracking error factors.
- The Benchmark Index comprises government or other public bonds (a type of loan that pays interest) issued by the government of the United Kingdom (known as gilts) in accordance with the index provider's methodology.
- The gilts that the Fund invests in will be investment grade bonds (rated as lower risk). Investment grade bonds are bonds that have achieved a higher credit rating from a rating agency. Credit ratings give an indication of how likely it is that the issuer of a bond will be able to pay back interest and the loan on time.
- The Fund seeks to replicate as closely as possible the constituents of the Benchmark Index.
- The Fund will have at least 90% exposure to assets that are included in the Benchmark Index.
- The Fund may also invest in government or other public bonds issued by the government of the United Kingdom which are reasonably expected to become part of the Benchmark Index in the near future or are an alternative to a constituent of the Benchmark Index, money market instruments (such as treasury bills), cash, deposits and collective investment schemes, including those managed or operated by the Manager or an associate of the Manager.
- The Manager may only hold money market instruments and deposits for liquidity purposes to facilitate the redemption of units and the efficient management of the Fund.
- The Fund may use derivatives (contracts which have a value linked to the price of another asset) to:
  - reduce risk or cost; or
  - generate additional capital or income with no, or an acceptably low, level of risk.

#### Other information:

- The Fund is passively managed as it tracks the Benchmark Index.
- Your units will be accumulation units. Income from the Fund's investments (interest) will be reinvested back into the value of your units.
- You can buy or sell units in this Fund on any business day. You need to contact us with your instruction before 12 noon. This is the time we calculate unit prices for this Fund. If you contact us after 12 noon, the units will be bought or sold at the next business day's price.
- The Fund's base currency is denominated in GBP.
- This Fund may be suitable for investors looking to invest in bonds issued by the UK government (known as gilts), as represented by the Benchmark Index.
- Although investors can take their money out at any time, this Fund may not be appropriate for those who plan to withdraw their money within five years.
- This Fund is not designed for investors who cannot afford more than a minimal loss of their investment.
- If you do not understand this document we recommend you seek additional information to help you decide if this Fund is right for you.

### RISK AND REWARD PROFILE

Lower Risk ← Higher Risk  
Potentially lower rewards ← Potentially higher rewards

1	2	3	4	5	6	7
---	---	---	---	---	---	---

- The Risk and Reward Indicator table demonstrates where the Fund ranks in terms of its potential risk and reward. The higher the rank the greater the potential reward but the greater the risk of losing money. It is not guaranteed to remain the same and may change over time. It is based on historical data and may not be a reliable indication of the future risk profile of the Fund. The shaded area in the table above shows the Fund's ranking on the Risk and Reward Indicator.
- The Fund is in category 4 because it invests in company or government bonds which are sensitive to changes in interest rates, inflation and credit. This can be driven by political and economic changes and other significant events and may cause the value to go up and down. Bonds that are closer to their maturity date tend to be more stable in value. Bonds are generally considered to be higher risk investments than cash, but lower risk than company shares.
- Even a fund in the lowest category is not a risk free investment.
- The value of your investment may fall as well as rise and is not guaranteed. You might get back less than you invest.

Further information on the risks of investing in this fund is contained in the Prospectus available at [www.legalandgeneral.com/reports](http://www.legalandgeneral.com/reports).

The risk and reward indicator may not take account of the following risks of investing in the Fund:

- Derivatives are highly sensitive to changes in the value of the asset on which they are based and can increase the size of losses and gains.
- The Fund could lose money if any institutions providing services such as acting as counterparty to derivatives or other instruments, becomes unwilling or unable to meet its obligations to the Fund.
- The Fund invests directly or indirectly in bonds which are issued by companies or governments. If these companies or governments experience financial difficulty, they may be unable to pay back some or all of the interest, original investment or other payments that they owe. If this happens, the value of the Fund may fall.
- This Fund holds bonds that are traded through agents, brokers or investment banks matching buyers and sellers. This makes the bonds less easy to buy and sell than investments traded on an exchange. In exceptional circumstances the Fund may not be able to sell bonds and may defer withdrawals, or suspend dealing. The Directors can only delay paying out if it is in the interests of all investors and with the permission of the Fund depositary.
- Investment returns on bonds are sensitive to trends in interest rate movements. Such changes will affect the value of your investment.
- We may take some or all of the ongoing charges from the Fund's capital rather than the Fund's income. This increases the amount of income, but it reduces the growth potential and may lead to a fall in the value of the Fund.



## CHARGES

The charges you pay are used to pay the costs of running the Fund, including the costs of marketing and distributing it. These charges reduce the potential return from your investment.

### One-off charges taken before or after you invest

Entry charge	0.00%
Exit charge	0.00%

This is the maximum that might be taken out of your money before it is invested.

The price for buying and selling units is subject to a Dilution Adjustment See opposite.

### Charges taken from the fund over each year

Ongoing charge	0.15%
----------------	-------

### Charges taken from the fund under certain specific conditions

Performance fee	None
-----------------	------

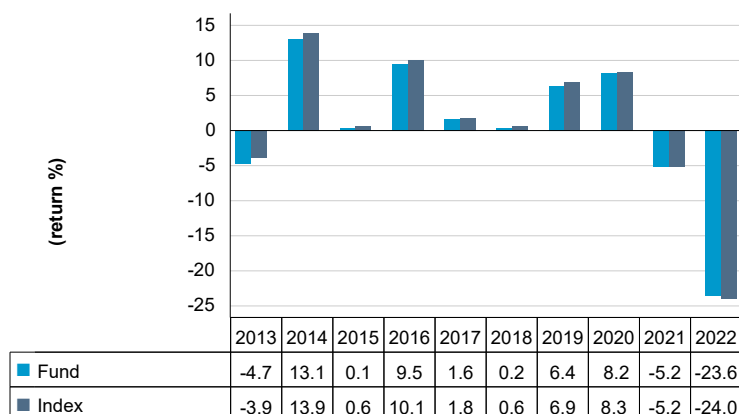
- There are no entry or exit charges.
- The ongoing charges figure is based on the latest available expenses at January 2023. This figure may vary from year to year.
- This Fund's ongoing charges include any charges made by any other funds it may invest in. They exclude portfolio transaction costs.
- The ongoing charges are taken partly from the income and partly from the capital of the Fund.

### Other costs:

- **Dilution adjustment:** On any day, the prices for buying or selling units in this Fund are the same. The Fund manager calculates a single price for this Fund based on the mid-point between the buying and selling prices of the Fund's assets. In certain circumstances, the Fund manager can adjust this price to account for whether there is more money going into or coming out of the Fund. This is called a 'dilution adjustment'.
- This can vary but as an example for this Fund we estimate 0.06% for purchases and 0.06% for sales at 02 February 2023. The amount of the dilution adjustment may differ in future.

For more information about charges and costs, please see the charges and expenses section in the Fund's Prospectus, or visit our website at [www.legalandgeneral.com/chargesandfees](http://www.legalandgeneral.com/chargesandfees).

## PAST PERFORMANCE



- Past performance is not a guide to future performance.
- The figures for the Fund take into account the ongoing charges and assume income (after any tax) is reinvested.
- The performance has been calculated in GBP.
- The Fund may not replicate the performance of the Benchmark Index perfectly due to tracking errors such as expenses, tax and transaction costs incurred by the Fund, which are not included in the Index.
- The annual return is for a 12 month period ending 31 December.
- The Fund launched in 1981.
- This unit class launched in 2012.

## PRACTICAL INFORMATION

- The trustee and depositary is Northern Trust Investor Services Limited.
- You can obtain further information about the Fund including copies of its prospectus and the latest annual and semi-annual reports at [www.legalandgeneral.com/reports](http://www.legalandgeneral.com/reports). Paper copies of these documents are also available free of charge in English from Legal & General Investments, PO Box 6080, Wolverhampton WV1 9RB.
- Investors can get other practical information, including the latest prices, dilution adjustment and details of any other unit classes that are available, by calling us on **0370 050 0955** Monday to Friday between 9:00a.m. to 5:00p.m. Call charges will vary.
- This Fund is subject to the tax legislation of the United Kingdom, which may have an impact on each investor's personal tax position.
- Legal & General (Unit Trust Managers) Limited may be held liable solely on the basis of any statement contained in this document that is misleading, inaccurate or inconsistent with the relevant parts of the Prospectus for the Fund.
- Details of our Remuneration Policy including our Remuneration Committee and how remuneration and benefits are calculated can be accessed from [www.lgim.com/remuneration](http://www.lgim.com/remuneration). A paper copy is also available free of charge upon request.



# Key Investor Information

This document provides you with key investor information about this fund. It is not marketing material. The information is required by law to help you understand the nature and the risks of investing in this fund. You are advised to read it so you can make an informed decision about whether to invest.

## Legal & General Cash Trust

### Unit Class I GBP Accumulation - ISIN: GB00B0CNHB64

The authorised fund manager of the Fund is Legal & General (Unit Trust Managers) Limited (the "Manager").

## OBJECTIVES AND INVESTMENT POLICY

- The objective of this Fund is to maintain capital and to provide a return in line with money market rates, before charges.
  - The Fund will generally invest in short term deposits, certificates of deposit, government bonds (predominantly UK) issued in pounds sterling (a type of loan that pays interest) and Repos. Repos are an agreement between two parties to sell or buy an asset and later reverse the trade at an agreed date and price.
  - Where the Manager considers it appropriate, for example, in times of market stress, the Fund may be significantly invested in government and public securities.
  - The maximum maturity of the instruments the Fund invests in is 397 days but the Fund must maintain a weighted average maturity of less than 60 days.
  - The bonds that the Fund invests in must be investment grade (rated as lower risk). Investment grade bonds are bonds that have achieved a higher credit rating from a rating agency. Credit ratings give an indication of how likely it is that the issuer of a bond will be able to pay back interest and the loan on time.
  - The Fund may use derivatives (contracts which have a value linked to the price of another asset) to:
    - reduce risk or cost; or
    - generate additional capital or income with no, or an acceptably low, level of risk.
  - The Fund may also invest in other fixed income securities, other money market instruments and collective investment schemes.
- Other information:**
- The Fund is actively managed as the Manager uses their expertise to select investments to achieve the Fund's objective.
  - The IA Short Term Money Market is a benchmark which is used as a performance comparator of the Fund. See the Past Performance section for further details.
  - The Fund is a short-term variable net asset value money market fund.
  - Your units will be accumulation units. Income from the Fund's investments (interest) will be reinvested back into the value of your units.
  - You can buy or sell units in this Fund on any business day. You need to contact us with your instruction before 12 noon. This is the time we calculate unit prices for this Fund. If you contact us after 12 noon, the units will be bought or sold at the next business day's price.
  - The Fund's base currency is denominated in GBP.
  - This Fund is designed for investors looking to preserve their money from an investment in deposits and short term instruments.
  - This Fund may be appropriate for investors looking to invest for a short period of time.
  - If you do not understand this document we recommend you seek additional information to help you decide if this Fund is right for you.

## RISK AND REWARD PROFILE



1	2	3	4	5	6	7
---	---	---	---	---	---	---

- The Risk and Reward Indicator table demonstrates where the Fund ranks in terms of its potential risk and reward. The higher the rank the greater the potential reward but the greater the risk of losing money. It is not guaranteed to remain the same and may change over time. It is based on historical data and may not be a reliable indication of the future risk profile of the Fund. The shaded area in the table above shows the Fund's ranking on the Risk and Reward Indicator.
- The Fund is in category 1 as it invests in instruments which are very liquid, have short maturities which have a high credit rating and are considered lower risk than longer maturing securities.
- Even a fund in the lowest category is not a risk free investment.
- The value of your investment may fall as well as rise and is not guaranteed. You might get back less than you invest.

Further information on the risks of investing in this fund is contained in the Prospectus available at [www.legalandgeneral.com/reports](http://www.legalandgeneral.com/reports).

The risk and reward indicator may not take account of the following risks of investing in the Fund:

- When interest rates are low or negative and if the Fund's income is not enough to pay the charges, the Fund's capital will be used instead. This may cause capital erosion and the value of the Fund to fall. Where interest rates

are negative, you may not receive interest payments and the value of your Fund may decrease.

- Derivatives are highly sensitive to changes in the value of the asset on which they are based and can increase the size of losses and gains.
- The Fund could lose money if any institutions providing services such as acting as counterparty to derivatives or other instruments, becomes unwilling or unable to meet its obligations to the Fund.
- The Fund has money on deposit with companies such as banks or other financial institutions and invests in bonds which are issued by the government. If these companies or the government experience financial difficulty, they may be unable to pay back some or all of the interest, original investment or other payments that they owe. If this happens, the value of the Fund may fall.
- This Fund holds bonds that are traded through agents, brokers or investment banks matching buyers and sellers. This makes the bonds less easy to buy and sell than investments traded on an exchange. In exceptional circumstances the Fund may not be able to sell bonds and may defer withdrawals, or suspend dealing. The Directors can only delay paying out if it is in the interests of all investors and with the permission of the Fund depositary.
- Investment returns on bonds are sensitive to trends in interest rate movements. Such changes will affect the value of your investment.
- We may take some or all of the ongoing charges from the Fund's capital rather than the Fund's income. This increases the amount of income, but it reduces the growth potential and may lead to a fall in the value of the Fund.

## CHARGES

The charges you pay are used to pay the costs of running the Fund, including the costs of marketing and distributing it. These charges reduce the potential return from your investment.

### One-off charges taken before or after you invest

Entry charge	0.00%
Exit charge	0.00%

This is the maximum that might be taken out of your money before it is invested.

The price for buying and selling units is subject to a Dilution Adjustment See opposite.

### Charges taken from the fund over each year

Ongoing charge	0.15%
----------------	-------

### Charges taken from the fund under certain specific conditions

Performance fee	None
-----------------	------

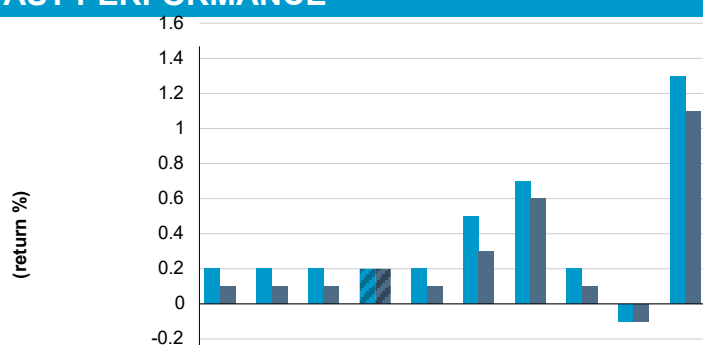
- There are no entry or exit charges.
- The ongoing charges figure is based on the latest available expenses at April 2023. This figure may vary from year to year.
- This Fund's ongoing charges include any charges made by any other funds it may invest in. They exclude portfolio transaction costs.
- The ongoing charges are taken from the Income of the Fund.

#### Other costs:

- **Dilution adjustment:** On any day, the prices for buying or selling units in this Fund are the same. The Fund manager calculates a single price for this Fund based on the mid-point between the buying and selling prices of the Fund's assets. In certain circumstances, the Fund manager can adjust this price to account for whether there is more money going into or coming out of the Fund. This is called a 'dilution adjustment'.
- This can vary but as an example for this Fund we estimate 0.00% for purchases and 0.00% for sales at 02 February 2023. The amount of the dilution adjustment may differ in future.

For more information about charges and costs, please see the charges and expenses section in the Fund's Prospectus, or visit our website at [www.legalandgeneral.com/chargesandfees](http://www.legalandgeneral.com/chargesandfees).

## PAST PERFORMANCE



	2013	2014	2015	2016	2017	2018	2019	2020	2021	2022
Fund	0.2	0.2	0.2	0.2	0.2	0.5	0.7	0.2	-0.1	1.3
Comparator	0.1	0.1	0.1	0.2	0.1	0.3	0.6	0.1	-0.1	1.1

⚡ \*Performance prior to this point achieved under circumstances that no longer apply

- Past performance is not a guide to future performance.
- The figures for the Fund take into account the ongoing charges and assume income (after any tax) is reinvested.
- The performance has been calculated in GBP.
- The annual return is for a 12 month period ending 31 December.
- The Fund launched in 1992.
- This unit class launched in 2005.
- To assess the performance of the Fund, it can be compared to the IA sector, Short Term Money Market (referred to as the "Comparator" in the chart opposite).
- On 28 April 2016\*, the Fund changed its investment objective and policy. Prior to this date, the Fund used a different comparator which is reflected in the benchmark data.

## PRACTICAL INFORMATION

- The trustee and depositary is Northern Trust Investor Services Limited.
- You can obtain further information about the Fund including copies of its prospectus and the latest annual and semi-annual reports at [www.legalandgeneral.com/reports](http://www.legalandgeneral.com/reports). Paper copies of these documents are also available free of charge in English from Legal & General Investments, PO Box 6080, Wolverhampton WV1 9RB.
- Investors can get other practical information, including the latest prices, dilution adjustment and details of any other unit classes that are available, by calling us on **0370 050 0955** Monday to Friday between 9:00a.m. to 5:00p.m. Call charges will vary.
- This Fund is subject to the tax legislation of the United Kingdom, which may have an impact on each investor's personal tax position.
- Legal & General (Unit Trust Managers) Limited may be held liable solely on the basis of any statement contained in this document that is misleading, inaccurate or inconsistent with the relevant parts of the Prospectus for the Fund.
- Details of our Remuneration Policy including our Remuneration Committee and how remuneration and benefits are calculated can be accessed from [www.lgim.com/remuneration](http://www.lgim.com/remuneration). A paper copy is also available free of charge upon request.

# Key Information Document



## Purpose

This document provides you with key information about this investment Fund. It is not marketing material. The information is required by law to help you understand the nature, risks, costs, potential gains and losses of this Fund and to help you compare it with other funds.

## Product

**Product:** Vanguard Emerging Markets Stock Index Fund (the "Fund") - GBP Acc  
IE00B50MZ724

**Vanguard Group (Ireland) Limited ("VGIL")**

Call +44 207 489 4305 for more information - <https://global.vanguard.com> - This Key Information Document is dated 07/06/2023.

The Central Bank of Ireland (the "Central Bank") is responsible for supervising VGIL in relation to this Key Information Document.

The Fund is authorised in Ireland and has been registered for sale in other EEA Member States.

**You are about to purchase a Fund that is not simple and may be difficult to understand.**

## What is this product?

**Type:** The Fund is a sub-fund of Vanguard Investment Series plc ("VIS"), a UCITS authorised by the Central Bank of Ireland.

**Term:** The Fund has no fixed maturity date, however it may be terminated in certain circumstances as described in the prospectus of VIS (the "Prospectus") including if the net asset value of the Fund falls below US\$100 million or its equivalent in another currency.

**Objectives:** The Fund employs a passive management – or indexing – investment approach and seeks to track the performance of the MSCI Emerging Markets Index (the "Index").

The Index is a market-capitalisation-weighted index comprised of large and mid-sized company stocks in emerging markets.

The Fund attempts to:

1. Track the performance of the Index by investing in a portfolio of securities that, insofar as possible and practicable, consists of a representative sample of the components of the Index.
2. Remain fully invested except in extraordinary market, political or similar conditions where the Fund may temporarily depart from this investment policy to avoid losses.

The Fund invests in securities which are denominated in currencies other than the share class currency. Movements in currency exchange rates can affect the return of investments.

The Fund may engage in short term secured lending of its investments to certain eligible third parties. This is used as a means of generating additional income and to off-set the costs of the Fund. In this regard, the Fund may receive collateral which may not meet the ESG criteria.

The Fund may use derivatives in order to reduce risk or cost and/or generate extra income or growth. A derivative is a financial contract whose value is based on the value of a financial asset (such as a share, bond, or currency) or a market index.

Shares in the Fund can be bought or sold or exchanged on a daily basis (save on certain bank / public holidays and subject to certain restrictions described in Appendix 1 of the Prospectus) by submitting an application in writing.

Income from the Fund will be reinvested and reflected in the price of shares in the Fund.

VIS is an umbrella fund with segregated liability between sub-funds. This means that the holdings of the Fund are maintained separately under Irish law from holdings of other sub-funds of VIS and your investment in the Fund will not be affected by any claims against any other sub-fund of VIS.

**Intended retail investor:** The Fund is available to a wide range of investors seeking access to a portfolio managed in accordance with a specific investment objective and policy.

The VIS depository is Brown Brothers Harriman Trustee Services (Ireland) Limited.

You can obtain copies of the Prospectus and the latest annual and semi-annual report and accounts for Vanguard Investment Series plc ("VIS"), along with the latest published prices of shares and other practical information on the Fund from Vanguard Investment Series plc c/o Brown Brothers Harriman Fund Administration Services (Ireland) Limited, 30 Herbert Street, Dublin 2, D02 W329, Ireland or from our website at <https://global.vanguard.com>. These documents are available in English only. The documents are available in English and are free of charge.

## What are the risks and what could I get in return?

### Risk Indicator



← Lower risk Higher risk →



The risk indicator assumes you keep the Fund for 5 years. The actual risk can vary significantly if you cash in at an early stage and you may get back less.

You may not be able to cash in early. You may have to pay significant extra costs to cash in early. You may not be able to sell your shares in the Fund easily or you may have to sell at a price that significantly impacts on how much you get back.

The summary risk indicator is a guide to the level of risk of this Fund compared to other Funds. It shows how likely it is that the Fund will lose

money because of movements in the markets or because we are not able to pay you.

We have classified this Fund as 4 out of 7, which is a medium risk class. This rates the potential losses from future performance at a medium level, and poor market conditions could impact the Fund's capacity to pay you.

**Be aware of currency risk. You may receive payments in a different currency to the base currency of the Fund, so the final return you will get depends on the exchange rate between the two currencies. This risk is not considered in the indicator shown above.**

Beside the market risks included in the risk indicator, other risks may affect the Fund, including counterparty risk, index tracking sampling and emerging markets risk.

For further information on risks please see the "Risk Factors" section of the Prospectus on our website at <https://global.vanguard.com>

This Fund does not include any protection from future market performance so you could lose some or all of your investment.

The value of equities and equity-related securities can be affected by daily stock market movements. Other influential factors include political events, economic news, company earnings and significant corporate events.

## Performance Scenarios

What you will get from this Fund depends on future market performance. Market developments in the future are uncertain and cannot be accurately predicted.

The unfavourable, moderate, and favourable scenarios shown are illustrations using the worst, average, and best performance of the Index over the last 10 years. Markets could develop very differently in the future.

<b>Recommended holding period:</b>		<b>5 years</b>	
<b>Example Investment:</b>		<b>£10,000</b>	
		<b>If you exit after 1 year</b>	<b>If you exit after 5 years</b>
<b>Scenarios</b>			
<b>Minimum</b>	<b>There is no minimum guaranteed return if you exit before 5 years. You could lose some or all of your investment.</b>		
<b>Stress</b>	<b>What you might get back after costs</b>	£3,210	£3,050
	<b>Average return each year</b>	-67.90%	-21.14%
<b>Unfavourable</b>	<b>What you might get back after costs</b>	£8,180	£7,840
	<b>Average return each year</b>	-18.20%	-4.75%
<b>Moderate</b>	<b>What you might get back after costs</b>	£10,380	£14,360
	<b>Average return each year</b>	3.80%	7.51%
<b>Favourable</b>	<b>What you might get back after costs</b>	£14,390	£20,540
	<b>Average return each year</b>	43.90%	15.48%

The figures shown include all the costs of the Fund itself, but may not include all the costs that you pay to your advisor or distributor. The figures do not take into account your personal tax situation, which may also affect how much you get back.

The stress scenario shows what you might get back in extreme market circumstances.

This Fund cannot be easily cashed in.

Unfavorable Scenario: This type of scenario occurred for the Index between 2021 - 2023.

Moderate Scenario: This type of scenario occurred for the Index between 2014 - 2019.

Favourable Scenario: This type of scenario occurred for the Index between 2016 - 2021.

## What happens if VGIL is unable to pay out?

The assets of the Fund are held in safekeeping by its depositary. In the event of the insolvency of VGIL, the Fund's assets in the safekeeping of the depositary will not be affected. However, in the event of the depositary's insolvency, or someone acting on its behalf, the Fund may suffer a financial loss. This risk is mitigated to a certain extent by the fact the depositary is required by law and regulation to segregate its own assets from the assets of the Fund. The depositary will also be liable to the Fund and the investors for any loss arising from, among other things, its negligence, fraud or intentional failure to properly fulfil its obligations (subject to certain limitations).

There is no compensation or guarantee scheme protecting you from a default of the Fund's depositary.

## What are the costs?

The person advising on or selling you the Fund may charge you other costs. If so, this person will provide you with information about these costs and how they affect your investment.

### Costs over Time

The tables show the amounts that are taken from your investment to cover different types of costs. These amounts depend on how much you invest, how long you invest in the Fund and how well the Fund does. The amounts shown here are illustrations based on an example investment amount and different possible investment periods.

We have assumed:

- In the first year you would get back the amount that you invested (0% annual return). For the other holding periods we have assumed the Fund performs as shown in the moderate scenario
- GBP 10,000 per year is invested.

	<b>If you exit after 1 year</b>	<b>If you exit after 5 years</b>
Total costs	£28	£191
Annual cost impact (*)	0.3%	0.3% each year

(\*) This illustrates how costs reduce your return each year over the holding period. For example it shows that if you exit at the recommended holding period your average return per year is projected to be 7.8 % before costs and 7.5 % after costs.

We may share part of the costs with the person selling you the Fund to cover the services they provide to you. They will inform you of the amount.

## Composition of Costs

One-off costs upon entry or exit		If you exit after 1 year
Entry costs	The Fund does not charge an entry fee.	£0
Exit costs	The Fund does not charge an exit fee, but the person selling you the Fund may do so.	£0
Ongoing costs taken each year		
Management fees and other administrative or operating costs	0.23% of the value of your investment per year. This is an estimate based on actual costs over the last year and takes account of any known future changes.	£23
Transaction costs	0.05% of the value of your investment per year. This is an estimate of the costs incurred when we buy and sell the underlying investments for the Fund. The actual amount will vary depending on how much we buy and sell.	£5
Incidental costs taken under specific conditions		
Performance fees	There is no performance fee for this Fund.	£0

## How long should I hold it and can I take money out early?

### Recommended holding period: 5 years

The Fund has no required minimum holding period but is designed for long-term investment; you should have an investment horizon of at least 5 years.

No redemption fees are imposed in respect of redemptions, however, the Fund may use swing pricing in order to mitigate the effects of dilution on a particular Dealing Day.

## How can I complain?

A Shareholder who is not satisfied with their experience as an investor in the Fund is entitled to bring a complaint to the Fund in accordance with the applicable complaints handling policy. Should you wish to lodge a complaint about a Vanguard product or our service, please contact: Brown Brothers Harriman Fund Administration Services (Ireland) Limited, 30 Herbert Street, Dublin 2, D02 W329. Ireland. Telephone: 00353 1241 7144 Fax: 00353 12417146 or [vanguard.ta@BBH.com](mailto:vanguard.ta@BBH.com) with details of your grievance. Please also be aware that there may be collective redress mechanisms or separate ombudsman arrangements available in your country. <https://global.vanguard.com/>

## Other relevant information

You can find information related to the past performance of the Fund for the last 10 years at:

- [https://docs.data2report.lu/documents/KID\\_PP/KID\\_annex\\_PP\\_Vanguard\\_IE00B50MZ724\\_en.pdf](https://docs.data2report.lu/documents/KID_PP/KID_annex_PP_Vanguard_IE00B50MZ724_en.pdf).

- [https://docs.data2report.lu/documents/KID\\_PS/KID\\_annex\\_PS\\_Vanguard\\_IE00B50MZ724\\_en.pdf](https://docs.data2report.lu/documents/KID_PS/KID_annex_PS_Vanguard_IE00B50MZ724_en.pdf).

Details of VGIL's Remuneration Policy are available at <https://www.ie.vanguard/content/dam/intl/europe/documents/ch/en/ucits-v-remuneration-policy.pdf>, including: (a) a description of how remuneration and benefits are calculated; and (b) the identities of persons responsible for awarding remuneration and benefits. A paper copy of these details may be obtained, free of charge, on request from VGIL at 70 Sir John Rogerson's Quay, Dublin 2, Ireland. Liability: VGIL may be held liable solely on the basis of any statement contained in this document that is misleading, inaccurate or inconsistent with the relevant parts of the Prospectus. Tax: VIS is subject to the tax laws of Ireland. Depending on your country of residence, this may have an impact on your personal tax position. You are recommended to consult your professional tax adviser.

# Key Information Document



## Purpose

This document provides you with key information about this investment Fund. It is not marketing material. The information is required by law to help you understand the nature, risks, costs, potential gains and losses of this Fund and to help you compare it with other funds.

## Product

**Product:** Vanguard Global Bond Index Fund (the "Fund") - GBP Hedged Acc IE00B50W2R13

**Vanguard Group (Ireland) Limited ("VGIL")**

Call +44 207 489 4305 for more information - <https://global.vanguard.com> - This Key Information Document is dated 27/06/2023.

The Central Bank of Ireland (the "Central Bank") is responsible for supervising VGIL in relation to this Key Information Document.

The Fund is authorised in Ireland and has been registered for sale in other EEA Member States.

**You are about to purchase a Fund that is not simple and may be difficult to understand.**

## What is this product?

**Type:** The Fund is a sub-fund of Vanguard Investment Series plc ("VIS"), a UCITS authorised by the Central Bank of Ireland.

**Term:** The Fund has no fixed maturity date, however it may be terminated in certain circumstances as described in the prospectus of VIS (the "Prospectus") including if the net asset value of the Fund falls below US\$100 million or its equivalent in another currency.

**Objectives:** The Fund employs a passive management – or indexing – investment approach and seeks to track the performance of the Bloomberg Global Aggregate Float Adjusted and Scaled Index (the "Index").

The Index includes investment-grade bonds from around the world with maturities greater than one year.

The Index is a market-weighted index of global government, government related agencies, corporate and securitised fixed income investments with maturities greater than one year.

The Fund attempts to:

1. Track the performance of the Index by investing in a portfolio of securities that, insofar as possible and practicable, consists of a representative sample of the component securities of the Index.
2. Remain fully invested except in extraordinary market, political or similar conditions where the Fund may temporarily depart from this investment policy to avoid losses.

The Fund invests in securities which are denominated in currencies other than the base currency. Movements in currency exchange rates can affect the return of investments. Currency hedging techniques are used to minimise the risks associated with movements in currency exchange rates but these risks cannot be eliminated entirely. As this document relates to a share class where such techniques are used, for the purposes of the "Performance" section below, the performance of this share class is shown against the Bloomberg Global Aggregate Float Adjusted and Scaled Index

Hedged in GBP (the "Hedged Index"), which is a currency hedged version of the Index.

The Fund may use derivatives in order to reduce risk or cost and/or generate extra income or growth. A derivative is a financial contract whose value is based on the value of a financial asset (such as a share, bond, or currency) or a market index.

Shares in the Fund can be bought or sold or exchanged on a daily basis (save on certain bank / public holidays and subject to certain restrictions described in Appendix 1 of the Prospectus) by submitting an application in writing.

Income from the Fund will be reinvested and reflected in the price of shares in the Fund.

VIS is an umbrella fund with segregated liability between sub-funds. This means that the holdings of the Fund are maintained separately under Irish law from holdings of other sub-funds of VIS and your investment in the Fund will not be affected by any claims against any other sub-fund of VIS.

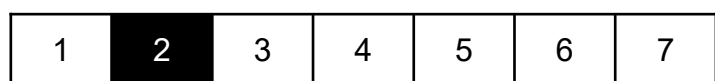
**Intended retail investor:** The Fund is available to a wide range of investors seeking access to a portfolio managed in accordance with a specific investment objective and policy.

The VIS depository is Brown Brothers Harriman Trustee Services (Ireland) Limited.

You can obtain copies of the Prospectus and the latest annual and semi-annual report and accounts for Vanguard Investment Series plc ("VIS"), along with the latest published prices of shares and other practical information on the Fund from Vanguard Investment Series plc c/o Brown Brothers Harriman Fund Administration Services (Ireland) Limited, 30 Herbert Street, Dublin 2, D02 W329, Ireland or from our website at <https://global.vanguard.com> These documents are available in English only. The documents are available in English and are free of charge.

## What are the risks and what could I get in return?

### Risk Indicator



← Lower risk Higher risk →



The risk indicator assumes you keep the Fund for 3 years. The actual risk can vary significantly if you cash in at an early stage and you may get back less.

You may not be able to cash in early. You may have to pay significant extra costs to cash in early. You may not be able to sell your shares in the Fund easily or you may have to sell at a price that significantly impacts on how much you get back.

The summary risk indicator is a guide to the level of risk of this Fund compared to other Funds. It shows how likely it is that the Fund will lose

money because of movements in the markets or because we are not able to pay you.

We have classified this Fund as 2 out of 7, which is a low risk class. This rates the potential losses from future performance at a low level, and poor market conditions are very unlikely to impact the Fund's capacity to pay you.

**Be aware of currency risk. You may receive payments in a different currency to the base currency of the Fund, so the final return you will get depends on the exchange rate between the two currencies. This risk is not considered in the indicator shown above.**

Beside the market risks included in the risk indicator, other risks may affect the Fund, including counterparty risk, index tracking sampling and investment risk.

For further information on risks please see the "Risk Factors" section of the Prospectus on our website at <https://global.vanguard.com>

This Fund does not include any protection from future market performance so you could lose some or all of your investment.

The value of bonds and fixed income-related securities is affected by influential factors such as interest rates, inflation, credit spreads and volatility which, in turn, are driven by other factors including political, economic news, company earnings and significant corporate events.

## Performance Scenarios

What you will get from this Fund depends on future market performance. Market developments in the future are uncertain and cannot be accurately predicted.

The unfavourable, moderate, and favourable scenarios shown are illustrations using the worst, average, and best performance of the Index over the last 10 years. Markets could develop very differently in the future.

<b>Recommended holding period:</b>		<b>3 years</b>	
<b>Example Investment:</b>		<b>£10,000</b>	
		<b>If you exit after 1 year</b>	<b>If you exit after 3 years</b>
<b>Scenarios</b>			
<b>Minimum</b>	<b>There is no minimum guaranteed return if you exit before 3 years. You could lose some or all of your investment.</b>		
<b>Stress</b>	<b>What you might get back after costs</b>	£7,920	£8,220
	<b>Average return each year</b>	-20.80%	-6.32%
<b>Unfavourable</b>	<b>What you might get back after costs</b>	£8,510	£8,650
	<b>Average return each year</b>	-14.90%	-4.72%
<b>Moderate</b>	<b>What you might get back after costs</b>	£10,200	£10,880
	<b>Average return each year</b>	2.00%	2.85%
<b>Favourable</b>	<b>What you might get back after costs</b>	£10,900	£11,780
	<b>Average return each year</b>	9.00%	5.61%

The figures shown include all the costs of the Fund itself, but may not include all the costs that you pay to your advisor or distributor. The figures do not take into account your personal tax situation, which may also affect how much you get back.

The stress scenario shows what you might get back in extreme market circumstances.

This Fund cannot be easily cashed in.

Unfavorable Scenario: This type of scenario occurred between 2020 - 2023.

Moderate Scenario: This type of scenario occurred between 2016 - 2019.

Favourable Scenario: This type of scenario occurred between 2013 - 2016.

## What happens if VGIL is unable to pay out?

The assets of the Fund are held in safekeeping by its depositary. In the event of the insolvency of VGIL, the Fund's assets in the safekeeping of the depositary will not be affected. However, in the event of the depositary's insolvency, or someone acting on its behalf, the Fund may suffer a financial loss. This risk is mitigated to a certain extent by the fact the depositary is required by law and regulation to segregate its own assets from the assets of the Fund. The depositary will also be liable to the Fund and the investors for any loss arising from, among other things, its negligence, fraud or intentional failure to properly fulfil its obligations (subject to certain limitations).

There is no compensation or guarantee scheme protecting you from a default of the Fund's depositary.

## What are the costs?

The person advising on or selling you the Fund may charge you other costs. If so, this person will provide you with information about these costs and how they affect your investment.

### Costs over Time

The tables show the amounts that are taken from your investment to cover different types of costs. These amounts depend on how much you invest, how long you invest in the Fund and how well the Fund does. The amounts shown here are illustrations based on an example investment amount and different possible investment periods.

We have assumed:

- In the first year you would get back the amount that you invested (0% annual return). For the other holding periods we have assumed the Fund performs as shown in the moderate scenario
- GBP 10,000 per year is invested.

	<b>If you exit after 1 year</b>	<b>If you exit after 3 years</b>
Total costs	£30	£95
Annual cost impact (*)	0.3%	0.3% each year

(\*) This illustrates how costs reduce your return each year over the holding period. For example it shows that if you exit at the recommended holding period your average return per year is projected to be 3.2 % before costs and 2.9 % after costs.

We may share part of the costs with the person selling you the Fund to cover the services they provide to you. They will inform you of the amount.

## Composition of Costs

One-off costs upon entry or exit		If you exit after 1 year
Entry costs	The Fund does not charge an entry fee.	£0
Exit costs	The Fund does not charge an exit fee, but the person selling you the Fund may do so.	£0
Ongoing costs taken each year		
Management fees and other administrative or operating costs	0.15% of the value of your investment per year. This is an estimate based on actual costs over the last year and takes account of any known future changes.	£15
Transaction costs	0.15% of the value of your investment per year. This is an estimate of the costs incurred when we buy and sell the underlying investments for the Fund. The actual amount will vary depending on how much we buy and sell.	£15
Incidental costs taken under specific conditions		
Performance fees	There is no performance fee for this Fund.	£0

## How long should I hold it and can I take money out early?

### Recommended holding period: 3 years

The Fund has no required minimum holding period but is designed for long-term investment; you should have an investment horizon of at least 3 years.

No redemption fees are imposed in respect of redemptions, however, the Fund may use swing pricing in order to mitigate the effects of dilution on a particular Dealing Day.

## How can I complain?

A Shareholder who is not satisfied with their experience as an investor in the Fund is entitled to bring a complaint to the Fund in accordance with the applicable complaints handling policy. Should you wish to lodge a complaint about a Vanguard product or our service, please contact: Brown Brothers Harriman Fund Administration Services (Ireland) Limited, 30 Herbert Street, Dublin 2, D02 W329. Ireland. Telephone: 00353 1241 7144 Fax: 00353 12417146 or [vanguard.ta@BBH.com](mailto:vanguard.ta@BBH.com) with details of your grievance. Please also be aware that there may be collective redress mechanisms or separate ombudsman arrangements available in your country. <https://global.vanguard.com/>

## Other relevant information

You can find information related to the past performance of the Fund for the last 10 years at:

- [https://docs.data2report.lu/documents/KID\\_PP/KID\\_annex\\_PP\\_Vanguard\\_IE00B50W2R13\\_en.pdf](https://docs.data2report.lu/documents/KID_PP/KID_annex_PP_Vanguard_IE00B50W2R13_en.pdf).

- [https://docs.data2report.lu/documents/KID\\_PS/KID\\_annex\\_PS\\_Vanguard\\_IE00B50W2R13\\_en.pdf](https://docs.data2report.lu/documents/KID_PS/KID_annex_PS_Vanguard_IE00B50W2R13_en.pdf).

Details of VGIL's Remuneration Policy are available at <https://www.ie.vanguard/content/dam/intl/europe/documents/ch/en/ucits-v-remuneration-policy.pdf>, including: (a) a description of how remuneration and benefits are calculated; and (b) the identities of persons responsible for awarding remuneration and benefits. A paper copy of these details may be obtained, free of charge, on request from VGIL at 70 Sir John Rogerson's Quay, Dublin 2, Ireland. Liability: VGIL may be held liable solely on the basis of any statement contained in this document that is misleading, inaccurate or inconsistent with the relevant parts of the Prospectus. Tax: VIS is subject to the tax laws of Ireland. Depending on your country of residence, this may have an impact on your personal tax position. You are recommended to consult your professional tax adviser.



# Key Information Document



## Purpose

This document provides you with key information about this investment Fund. It is not marketing material. The information is required by law to help you understand the nature, risks, costs, potential gains and losses of this Fund and to help you compare it with other funds.

## Product

**Product:** Vanguard U.K. Investment Grade Bond Index Fund (the "Fund") - GBP Acc  
IE00B1S74Q32

**Vanguard Group (Ireland) Limited ("VGIL")**

Call +44 207 489 4305 for more information - <https://global.vanguard.com> - This Key Information Document is dated 27/06/2023.

The Central Bank of Ireland (the "Central Bank") is responsible for supervising VGIL in relation to this Key Information Document.

The Fund is authorised in Ireland and has been registered for sale in other EEA Member States.

**You are about to purchase a Fund that is not simple and may be difficult to understand.**

## What is this product?

**Type:** The Fund is a sub-fund of Vanguard Investment Series plc ("VIS"), a UCITS authorised by the Central Bank of Ireland.

**Term:** The Fund has no fixed maturity date, however it may be terminated in certain circumstances as described in the prospectus of VIS (the "Prospectus") including if the net asset value of the Fund falls below US\$100 million or its equivalent in another currency.

**Objectives:** The Fund employs a passive management – or indexing – investment approach and seeks to track the performance of the Bloomberg GBP Non Government Float Adjusted Bond Index (the "Index").

The Index includes Sterling-denominated investment-grade bonds, excluding UK government debt and government related bonds, with maturities greater than one year. Investment-grade bonds are generally bonds with a relatively low risk of default.

The Fund attempts to:

1. Track the performance of the Index by investing in a portfolio of securities that, insofar as possible and practicable, consists of a representative sample of the component securities of the Index.
2. Remain fully invested except in extraordinary market, political or similar conditions where the Fund may temporarily depart from this investment policy to avoid losses.

The Fund may use derivatives in order to reduce risk or cost and/or generate extra income or growth. A derivative is a financial contract whose value is based on the value of a financial asset (such as a share, bond, or currency) or a market index.

Shares in the Fund can be bought or sold or exchanged on a daily basis (save on certain bank / public holidays and subject to certain restrictions described in Appendix 1 of the Prospectus) by submitting an application in writing.

Income from the Fund will be reinvested and reflected in the price of shares in the Fund.

VIS is an umbrella fund with segregated liability between sub-funds. This means that the holdings of the Fund are maintained separately under Irish law from holdings of other sub-funds of VIS and your investment in the Fund will not be affected by any claims against any other sub-fund of VIS.

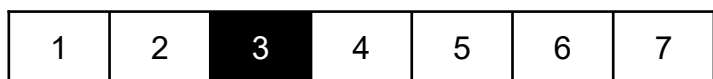
**Intended retail investor:** The Fund is available to a wide range of investors seeking access to a portfolio managed in accordance with a specific investment objective and policy.

The VIS depository is Brown Brothers Harriman Trustee Services (Ireland) Limited.

You can obtain copies of the Prospectus and the latest annual and semi-annual report and accounts for Vanguard Investment Series plc ("VIS"), along with the latest published prices of shares and other practical information on the Fund from Vanguard Investment Series plc c/o Brown Brothers Harriman Fund Administration Services (Ireland) Limited, 30 Herbert Street, Dublin 2, D02 W329, Ireland or from our website at <https://global.vanguard.com>. These documents are available in English only. The documents are available in English and are free of charge.

## What are the risks and what could I get in return?

### Risk Indicator



← Lower risk Higher risk →



The risk indicator assumes you keep the Fund for 3 years. The actual risk can vary significantly if you cash in at an early stage and you may get back less.

You may not be able to cash in early. You may have to pay significant extra costs to cash in early. You may not be able to sell your shares in the Fund easily or you may have to sell at a price that significantly impacts on how much you get back.

The summary risk indicator is a guide to the level of risk of this Fund compared to other Funds. It shows how likely it is that the Fund will lose

money because of movements in the markets or because we are not able to pay you.

We have classified this Fund as 3 out of 7, which is a medium-low risk class. This rates the potential losses from future performance at a medium-low level, and poor market conditions are unlikely to impact the Fund's capacity to pay you.

**Be aware of currency risk. You may receive payments in a different currency to the base currency of the Fund, so the final return you will get depends on the exchange rate between the two currencies. This risk is not considered in the indicator shown above.**

Beside the market risks included in the risk indicator, other risks may affect the Fund, including counterparty risk, index tracking sampling and investment risk.

For further information on risks please see the "Risk Factors" section of the Prospectus on our website at <https://global.vanguard.com>

This Fund does not include any protection from future market performance so you could lose some or all of your investment.

The value of bonds and fixed income-related securities is affected by influential factors such as interest rates, inflation, credit spreads and volatility which, in turn, are driven by other factors including political, economic news, company earnings and significant corporate events.

## Performance Scenarios

What you will get from this Fund depends on future market performance. Market developments in the future are uncertain and cannot be accurately predicted.

The unfavourable, moderate, and favourable scenarios shown are illustrations using the worst, average, and best performance of the Index over the last 10 years. Markets could develop very differently in the future.

<b>Recommended holding period:</b>		<b>3 years</b>	
<b>Example Investment:</b>		<b>£10,000</b>	
		<b>If you exit after 1 year</b>	<b>If you exit after 3 years</b>
<b>Scenarios</b>			
<b>Minimum</b>	<b>There is no minimum guaranteed return if you exit before 3 years. You could lose some or all of your investment.</b>		
<b>Stress</b>	<b>What you might get back after costs</b>	£6,420	£6,990
	<b>Average return each year</b>	-35.80%	-11.25%
<b>Unfavourable</b>	<b>What you might get back after costs</b>	£7,780	£8,090
	<b>Average return each year</b>	-22.20%	-6.82%
<b>Moderate</b>	<b>What you might get back after costs</b>	£10,350	£11,380
	<b>Average return each year</b>	3.50%	4.40%
<b>Favourable</b>	<b>What you might get back after costs</b>	£11,590	£13,110
	<b>Average return each year</b>	15.90%	9.45%

The figures shown include all the costs of the Fund itself, but may not include all the costs that you pay to your advisor or distributor. The figures do not take into account your personal tax situation, which may also affect how much you get back.

The stress scenario shows what you might get back in extreme market circumstances.

This Fund cannot be easily cashed in.

Unfavorable Scenario: This type of scenario occurred between 2019 - 2022.

Moderate Scenario: This type of scenario occurred between 2018 - 2021.

Favourable Scenario: This type of scenario occurred between 2013 - 2016.

## What happens if VGIL is unable to pay out?

The assets of the Fund are held in safekeeping by its depositary. In the event of the insolvency of VGIL, the Fund's assets in the safekeeping of the depositary will not be affected. However, in the event of the depositary's insolvency, or someone acting on its behalf, the Fund may suffer a financial loss. This risk is mitigated to a certain extent by the fact the depositary is required by law and regulation to segregate its own assets from the assets of the Fund. The depositary will also be liable to the Fund and the investors for any loss arising from, among other things, its negligence, fraud or intentional failure to properly fulfil its obligations (subject to certain limitations).

There is no compensation or guarantee scheme protecting you from a default of the Fund's depositary.

## What are the costs?

The person advising on or selling you the Fund may charge you other costs. If so, this person will provide you with information about these costs and how they affect your investment.

### Costs over Time

The tables show the amounts that are taken from your investment to cover different types of costs. These amounts depend on how much you invest, how long you invest in the Fund and how well the Fund does. The amounts shown here are illustrations based on an example investment amount and different possible investment periods.

We have assumed:

- In the first year you would get back the amount that you invested (0% annual return). For the other holding periods we have assumed the Fund performs as shown in the moderate scenario
- GBP 10,000 per year is invested.

	<b>If you exit after 1 year</b>	<b>If you exit after 3 years</b>
Total costs	£14	£45
Annual cost impact (*)	0.1%	0.1% each year

(\*) This illustrates how costs reduce your return each year over the holding period. For example it shows that if you exit at the recommended holding period your average return per year is projected to be 4.5 % before costs and 4.4 % after costs.

We may share part of the costs with the person selling you the Fund to cover the services they provide to you. They will inform you of the amount.

## Composition of Costs

One-off costs upon entry or exit		If you exit after 1 year
Entry costs	The Fund does not charge an entry fee.	£0
Exit costs	The Fund does not charge an exit fee, but the person selling you the Fund may do so.	£0
Ongoing costs taken each year		
Management fees and other administrative or operating costs	0.12% of the value of your investment per year. This is an estimate based on actual costs over the last year and takes account of any known future changes.	£12
Transaction costs	0.02% of the value of your investment per year. This is an estimate of the costs incurred when we buy and sell the underlying investments for the Fund. The actual amount will vary depending on how much we buy and sell.	£2
Incidental costs taken under specific conditions		
Performance fees	There is no performance fee for this Fund.	£0

## How long should I hold it and can I take money out early?

### Recommended holding period: 3 years

The Fund has no required minimum holding period but is designed for long-term investment; you should have an investment horizon of at least 3 years.

No redemption fees are imposed in respect of redemptions, however, the Fund may use swing pricing in order to mitigate the effects of dilution on a particular Dealing Day.

## How can I complain?

A Shareholder who is not satisfied with their experience as an investor in the Fund is entitled to bring a complaint to the Fund in accordance with the applicable complaints handling policy. Should you wish to lodge a complaint about a Vanguard product or our service, please contact: Brown Brothers Harriman Fund Administration Services (Ireland) Limited, 30 Herbert Street, Dublin 2, D02 W329. Ireland. Telephone: 00353 1241 7144 Fax: 00353 12417146 or [vanguard.ta@BBH.com](mailto:vanguard.ta@BBH.com) with details of your grievance. Please also be aware that there may be collective redress mechanisms or separate ombudsman arrangements available in your country. <https://global.vanguard.com/>

## Other relevant information

You can find information related to the past performance of the Fund for the last 10 years at:

- [https://docs.data2report.lu/documents/KID\\_PP/KID\\_annex\\_PP\\_Vanguard\\_IE00B1S74Q32\\_en.pdf](https://docs.data2report.lu/documents/KID_PP/KID_annex_PP_Vanguard_IE00B1S74Q32_en.pdf).

- [https://docs.data2report.lu/documents/KID\\_PS/KID\\_annex\\_PS\\_Vanguard\\_IE00B1S74Q32\\_en.pdf](https://docs.data2report.lu/documents/KID_PS/KID_annex_PS_Vanguard_IE00B1S74Q32_en.pdf).

Details of VGIL's Remuneration Policy are available at <https://www.ie.vanguard/content/dam/intl/europe/documents/ch/en/ucits-v-remuneration-policy.pdf>, including: (a) a description of how remuneration and benefits are calculated; and (b) the identities of persons responsible for awarding remuneration and benefits. A paper copy of these details may be obtained, free of charge, on request from VGIL at 70 Sir John Rogerson's Quay, Dublin 2, Ireland. Liability: VGIL may be held liable solely on the basis of any statement contained in this document that is misleading, inaccurate or inconsistent with the relevant parts of the Prospectus. Tax: VIS is subject to the tax laws of Ireland. Depending on your country of residence, this may have an impact on your personal tax position. You are recommended to consult your professional tax adviser.